

HAAKER

EQUIPMENT COMPANY



PARTS & TOOLS CATALOG

"Nobody Works Harder For You Than Haaker"

La Verne, California | Vactor 2100i



ABOUT US

For over 50 years, Haaker Equipment Company has been at the forefront of industrial cleaning equipment and service. As a top-ranking producer, our objective is to provide our customers with quality products and complete support services for their many needs. We proudly provide municipal and industrial cleaning equipment from street sweepers, sewer cleaners, industrial floor scrubbers, pressure washers, and industrial vacuums. We support California, Nevada, and Arizona with parts, rentals, service, and sales through trusted brands such as Elgin, Vactor, TruVac, KEG, Sonetics, Envirosight, PowerBoss, Columbia, and HydroTek.

CONTENTS

SEWER TOOLS & PARTS 04

Jetting - Vacuum Tools & Accessories	04
Nozzle Extensions	05
Puma Tools.....	07
Vacuum Traps.....	09
Valves & Swivels.....	09
Adapter Rods	10
Accessory Tools.....	11
Pull Out & Turning Tool.....	11
Special Boring Tools.....	11
Cleaning Tools	12
Root Saws & Blades.....	12

SEWER NOZZLES 18

HYDROEXCAVATION 26

Nozzles.....	27
Ring-O-Matic.....	30
AirSpade.....	30

GAS DETECTION - RKI 34

LINE LOCATORS - VIVAX 38

PIPE INSPECTION - ENVIROSIGHT 40



WIRELESS HEADSETS - SONETICS 42

SAFETY & WORK LIGHTS - WHELEN 46

WORK LIGHTS - FEDERAL SIGNAL 54

SWEEPER PARTS 60

SERVICE & TRAINING 62

Service.....	62
Training	65

RENTALS 66

Haaker Rentals.....	66
Total Clean	68

PRESSURE WASHERS 70

FLOOR SCRUBBERS & SWEEPERS 72

UTILITY VEHICLES 76





Haaker Equipment Company's objective is to provide our customers with quality products and total support services. We offer a variety of tools and accessories for all your sewer and storm drain maintenance operations. We are proud to offer the top quality products you need from trusted partners like Southland Tools.

Jetting - Vacuum Tools and Accessories

Heavy-Duty Fang Cutter



Part Numbers:

PFHD-6	6"	PFHD-12	12"
PFHD-8	8"	PFHD-15	15"
PFHD-10	10"	PFHD-18	18"

Tiger Tail With Removable Rope & Clip



Part Numbers:

SJS-1
SJS-2

Upper Manhole Aluminum Nylon Roller Guide



Part Numbers:

SAMR-1

Upper Manhole Aluminum Steel Roller Guide



Part Numbers:

SASR-1

Double Sided Pick & Manhole Hook



Part Numbers:

POOK

Call us today or visit us online to view our full line of products!

Boom Tube Roller Guide



Part Numbers:

CTR-6
CTR-8

Hydro-Vac Handle



Part Numbers:

HYH-6
HYH-8

Removable Lexan Splash Covers



Part Numbers:

SSO-24
SSC-24

HD Lower Manhole Roller Guide Shoe



Part Numbers:

SHDS-1

Puma Hydraulic Root Saw Cutter Kit



Part Numbers:

SHYK-1

Puma Root Cutters Skid - 3 Rails



Part Numbers:

SS-6	SS-12
SS-8	SS-15
SS-10	SS-18

Deep Manhole Tube Holder



Part Numbers:

DTH-8
DTH-6

Hydraulic Root Cutter Standard Saw Hub



Part Numbers:

RSH-1A
RSH-1B

Diamond Tap Cutters



Hydraulic Root Cutter Heavy-Duty Saw Hub



Part Numbers:

3BHC-1
3BHC-2

Shamrock Style Root Cutters Skid - 3 Rails



Part Numbers:

STSS-6	STSS-18
STSS-8	STSS-20
STSS-10	STSS-22
STSS-12	STSS-24
STSS-15	

Nozzle Extensions

Heavy-Duty Tube Style Extensions



Part Numbers:

TSE-3/4
TSE-1

Sand Traps With 25' Rope Included



Part Numbers:

SST-6	6"	SST-15	15"
SST-8	8"	SST-18	18"
SST-10	10"	SST-20	20"
SST-12	12"		

Finned Extension Nozzles



FE-41	4"	1" 4-Finned Nozzle Extension
FE-61	6"	1" 4-Finned Nozzle Extension
FE-81	8"	1" 4-Finned Nozzle Extension
FE-101	10"	1" 4-Finned Nozzle Extension
FE-121	12"	1" 4-Finned Nozzle Extension
FE-151	15"	1" 4-Finned Nozzle Extension



FE-434	4"	3/4" 4-Finned Nozzle Extension
FE-634	6"	3/4" 4-Finned Nozzle Extension
FE-834	8"	3/4" 4-Finned Nozzle Extension
FE-1034	10"	3/4" 4-Finned Nozzle Extension
FE-1234	12"	3/4" 4-Finned Nozzle Extension



FE-412	4"	1/2" 4-Finned Nozzle Extension
FE-612	6"	1/2" 4-Finned Nozzle Extension
FE-812	8"	1/2" 4-Finned Nozzle Extension

Wire Extension Nozzles



WNE-41	4"	1" 6-Wire Nozzle Extension
WNE-61	6"	1" 6-Wire Nozzle Extension
WNE-81	8"	1" 6-Wire Nozzle Extension
WNE-101	10"	1" 6-Wire Nozzle Extension
WNE-121	12"	1" 6-Wire Nozzle Extension



WNE-434	4"	3/4" 6-Wire Nozzle Extension
WNE-634	6"	3/4" 6-Wire Nozzle Extension
WNE-834	8"	3/4" 6-Wire Nozzle Extension
WNE-1034	10"	3/4" 6-Wire Nozzle Extension
WNE-1234	12"	3/4" 6-Wire Nozzle Extension



WNE-412	4"	1/2" 6-Wire Nozzle Extension
WNE-612	6"	1/2" 6-Wire Nozzle Extension

Wire Nozzle Extension



W4-1	4"	1" 4-Wire Nozzle Extension
W6-1	6"	1" 4-Wire Nozzle Extension
W8-1	8"	1" 4-Wire Nozzle Extension
W10-1	10"	1" 4-Wire Nozzle Extension
W12-1	12"	1" 4-Wire Nozzle Extension



W4-34	4"	3/4" 4-Wire Nozzle Extension
W6-34	6"	3/4" 4-Wire Nozzle Extension
W8-34	8"	3/4" 4-Wire Nozzle Extension
W10-34	10"	3/4" 4-Wire Nozzle Extension
W12-34	12"	3/4" 4-Wire Nozzle Extension



W4-12	4"	1/2" 4-Wire Nozzle Extension
W6-12	6"	1/2" 4-Wire Nozzle Extension
W8-12	8"	1/2" 4-Wire Nozzle Extension
W10-12	10"	1/2" 4-Wire Nozzle Extension

Football Nozzle Extension



NFL-41	4"	1" 4-Football Nozzle Extension
NFL-61	6"	1" 4-Football Nozzle Extension
NFL-81	8"	1" 4-Football Nozzle Extension
NFL-101	10"	1" 4-Football Nozzle Extension
NFL-121	12"	1" 4-Football Nozzle Extension



NFL-434	4"	3/4" 4-Football Nozzle Extension
NFL-634	6"	3/4" 4-Football Nozzle Extension
NFL-834	8"	3/4" 4-Football Nozzle Extension
NFL-1034	10"	3/4" 4-Football Nozzle Extension
NFL-1234	12"	3/4" 4-Football Nozzle Extension



NFL-412	4"	1/2" 4-Football Nozzle Extension
NFL-612	6"	1/2" 4-Football Nozzle Extension
NFL-812	8"	1/2" 4-Football Nozzle Extension
NFL-1012	10"	1/2" 4-Football Nozzle Extension

Wheeled Nozzle Extension



WE-61	6"	1" Wheeled Nozzle Extension
WE-81	8"	1" Wheeled Nozzle Extension
WE-101	10"	1" Wheeled Nozzle Extension
WE-121	12"	1" Wheeled Nozzle Extension
WE-151	15"	1" Wheeled Nozzle Extension



WE-634	6"	3/4" Wheeled Nozzle Extension
WE-834	8"	3/4" Wheeled Nozzle Extension
WE-1034	10"	3/4" Wheeled Nozzle Extension
WE-1234	12"	3/4" Wheeled Nozzle Extension
WE-1534	15"	3/4" Wheeled Nozzle Extension

Short 10-Legged Proofers



S-6	6"
S-7.5	7.5"
S-8	8"
S-9.5	9.5"
S-10	10"
S-11.5	11.5"
S-12	12"
S-15	15"
S-18	18"

Long 10-Legged Removable Proofers



L-6	6"
L-7.5	7.5"
L-8	8"
L-9.5	9.5"
L-10	10"
L-11.5	11.5"
L-12	12"
L-15	15"
L-18	18"



Puma Tools

Fiberglass Poles Scoopa



Part Numbers:

SC-6	6"	SC-10	10"
SC-8	8"	SC-12	12"

Fiberglass/Wood Pole Curved Chopper



Part Numbers:

LC-9

Fiberglass/Wood Pole 9" Long Improved Grabber



Part Numbers:

HG-1

8" Steel Wire Brush



Part Numbers:

SBR-8

8" Wide 4-Pronged Debris Grabber



Part Numbers:

4PG-1
3PG-1

Craw for Attaching to Poles & Instructions



Part Numbers:

CRW-1

Camera Gaffing Hook



Part Numbers:

CAM-1

9" Diameter Catch Basin Spoon



Part Numbers:

SC-6	6"	PS-1
SC-8	8"	
SC-10	10"	
SC-12	12"	

Magnetic Valve Box & Overall Metal Grabber



Part Numbers:

SMAG-1


Debris Baskets & Catchers



DBR-6	6"	Debris Basket with Rope
DBR-8	8"	Debris Basket with Rope
DBR-10	10"	Debris Basket with Rope
DBR-12	12"	Debris Basket with Rope
DBR-15	15"	Debris Basket with Rope
DBR-18	18"	Debris Basket with Rope
DBR-24	24"	Debris Basket with Rope



DBR-6S	6"	Debris Grit Catchers with Rope
DBR-8S	8"	Debris Grit Catchers with Rope
DBR-10S	10"	Debris Grit Catchers with Rope
DBR-12S	12"	Debris Grit Catchers with Rope
DBR-15S	15"	Debris Grit Catchers with Rope
DBR-18S	18"	Debris Grit Catchers with Rope
DBR-24S	24"	Debris Grit Catchers with Rope



DC-6	6"	Debris Cylinder for 6" Pipe
DC-8	8"	Debris Cylinder for 8" Pipe
DC-10	10"	Debris Cylinder for 10" Pipe
DC-12	12"	Debris Cylinder for 12" Pipe



DB-6S	6"	Debris Grit Basket for Connector
DB-8S	8"	Debris Grit Basket for Connector
DB-10S	10"	Debris Grit Basket for Connector
DB-12S	12"	Debris Grit Basket for Connector
DB-15S	15"	Debris Grit Basket for Connector
DB-18S	18"	Debris Grit Basket for Connector
DB-24S	24"	Debris Grit Basket for Connector



DB-6	6"	Debris Basket for Fiberglass Poles
DB-8	8"	Debris Basket for Fiberglass Poles
DB-10	10"	Debris Basket for Fiberglass Poles
DB-12	12"	Debris Basket for Fiberglass Poles
DB-15	15"	Debris Basket for Fiberglass Poles
DB-18	18"	Debris Basket for Fiberglass Poles
DB-24	24"	Debris Basket for Fiberglass Poles



FT-6	6"	Flat Trap Basket
FT-8	8"	Flat Trap Basket
FT-10	10"	Flat Trap Basket
FT-12	12"	Flat Trap Basket
FT-15	15"	Flat Trap Basket

Catch Basin Spoons & Poles



FS-6	6"	Catch Basin Spoon
FS-12	12"	Catch Basin Spoon
FS-18	18"	Catch Basin Spoon



PS-6	6"	Thick Ash Handle and Catch Basin Spoon
PS-12	12"	Thick Ash Handle and Catch Basin Spoon
PS-18	18"	Thick Ash Handle and Catch Basin Spoon



GWCT		Long Steel Grabber with Craw Action Telescopic Pole
------	--	-----------------------------------------------------



STD-6	6'	Single Male X Female Pole
STD-3	3'	Single Male X Female Pole
STD-18	18'	Set of 2 Male X Female Pole with One Rubber End
STD-21	21'	Set of 2 Male X Female Pole
STD-24	24'	Set of 3 Male X Female Pole with One Rubber End



STD-6ST	6'	Single Male X Female Pole
STD-3ST	3'	Single Male X Female Pole
STD-24ST	24'	Set of 3 Male X Female Pole - One Rubber End



FF-3	3'	Single Male X Female Pole
FF-6	6'	Single Male X Female Pole
FF-24	18'	Set of 3 Male X Female Pole with One Rubber End
FF-21	21'	Set of 3 Male X Female Pole with One Rubber End
FF-6R	24'	Single Female Pole



WP-6	6'	Poplar Wood Pole - Male X Female Ends
WP-8	8'	Ash Wood Pole - Male X Female Ends

Puma Grabber With 8" Jaws



Part Numbers:

PMA-6S	6"
PMA-8S	8"
PMA-10S	10"
PMA-12S	12"
PMA-15S	15"
PMA-18S	18"

Handy Clam With Small 12" Bucket



Part Numbers:

SHC-6	6'	SHC-16	16'
SHC-8	8'	SHC-18	18'
SHC-10	10'	SHC-20	20'
SHC-12	12'	SHC-25	25'

Vacuum Traps - Available With Grit Covers

Aquatech Type Female End Vac-Trap



Part Numbers:

AT-6	6"
AT-8	8"
AT-10	10"
AT-12	12"
AT-15	15"
AT-18	18"
AT-24	24"

Vactor Suction Tube Flat Flange Vac-Trap



Part Numbers:

BT-6	6"
BT-8	8"
BT-10	10"
BT-12	12"
BT-15	15"
BT-18	18"
BT-24	24"

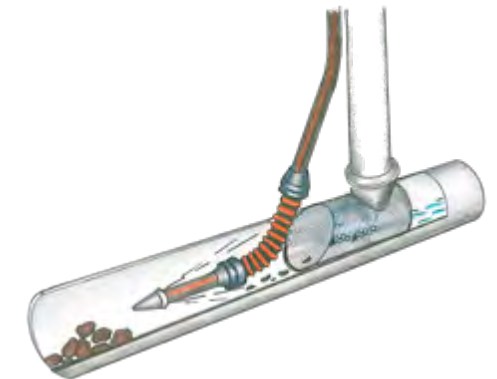
Vactor Camel Type Female End Vac-Trap



Part Numbers:

CT-6	6"
CT-8	8"
CT-10	10"
CT-12	12"
CT-15	15"
CT-16	18"
CT-17	24"

Vac-Traps allow water to stay in the sewer line while removing debris. This carefully designed tool will save you time and energy with an installation that is fast and easy.



Valves, Swivels, Stake Roller & Plumbers Rod

2-Way Ball Valve - 5000 PSI



Part Numbers:

BHK-3/4-2-S-234
BHK-1-3-S-31
BHK-3-3/4-S-334

90° Swivel



Part Numbers:

SS-34E
SS-1E
SS-12E

Stake Roller for Hose



Part Numbers:

SSR-5

Plumbers Rod





Adapter Rods



Part Numbers:

AR-1-SS	5/16"	Super Short
AR-1-2SS	3/8"	Super Short



Part Numbers:

AR-1-1	5/16"	Adapter Rod
AR-1-2	3/8"	Adapter Rod

Blue Premium Rods



Part Numbers:

STR-1-1	5/16" X 36"
STR-1-2	5/16" X 39"
STR-1-3	5/16" X 48"
STR-1-4	5/16" X 60"
STR-1-5	5/16" X 72"



Part Numbers:

STR-1-6	3/8" X 36"
STR-1-7	3/8" X 39"
STR-1-8	3/8" X 48"
STR-1-9	3/8" X 60"
STR-1-10	3/8" X 72"

Flexichrome Silver Rods



Part Numbers:

STR-1-1	5/16" X 36"	STR-1-6	3/8" X 36"
STR-1-2	5/16" X 39"	STR-1-7	3/8" X 39"
STR-1-3	5/16" X 48"	STR-1-8	3/8" X 48"
STR-1-4	5/16" X 60"	STR-1-9	3/8" X 60"
STR-1-5	5/16" X 72"	STR-1-10	3/8" X 72"

Quick Couple Rods



All 5/16" rods are available with quick connect and disconnect spring-loaded pin couplings

Accessory Tools

Pick Up Tools



Part Numbers:

P1-1	5/16"
P1-3	3/8"
P1-3	3/8"
P1-4	3/8"

Spear Head



Part Numbers:

B2-1	2"	2" Spear Head - 5/16" Adapter Rod & Coupling
B2-2	2"	2" Spear Head - 3/8" Adapter Rod & Coupling
B2-3	4"	4" Spear Head - 5/16" Adapter Rod & Coupling
B2-4	4"	4" Spear Head - 3/8" Adapter Rod & Coupling

Assembly Tools



Part Numbers:

T1-1	5/16"	Wrench
T1-2	3/8"	Wrench



Part Numbers:

T1-3	5/16"	Assembly Turning Handle
T1-4	3/8"	Assembly Turning Handle

Pull Out and Turning Tools



Part Numbers:

T3-1	5/16"	Pull Out Tool
T3-2	3/8"	Pull Out Tool



Part Numbers:

T4-1	5/16"	Twisting Handle
T4-2	3/8"	Twisting Handle



Part Numbers:

T5-1	5/16"	Bar Turning Handle
T5-1	3/8"	Bar Turning Handle



Part Numbers:

T11	5/16"	Turning Rod
T12	5/16"	Turning Rod



Part Numbers:

T13	3/8"	Rod Turning Ratchet
T14	3/8"	Rod Turning Ratchet

Special Boring Tools



Part Numbers:

T6-1	5/16"	Loop Swivel
T6-2	3/8"	Loop Swivel



Part Numbers:

T7-1	5/16"	Sand Leader - Adapter Rod & Couplings
T7-2	3/8"	Sand Leader - Adapter Rod & Couplings



Part Numbers:

T9-1	5/16"	Bullet Tool
T9-2	3/8"	Bullet Tool



Part Numbers:

T10-1	5/16"	Pilot Bullet Tool - Pullout Swivel
T10-2	3/8"	Pilot Bullet Tool - Pullout Swivel



Part Numbers:

T15-1	5/16"	"Winters" Root Saw Coupling
T15-2	3/8"	"Winters" Root Saw Coupling



Part Numbers:

LL-1	5/16"	Lateral Locator
LL-2	3/8"	Lateral Locator

Round Wire Corkscrews



Part Numbers:

F1-1	1-1/2" - 5/16"	F2-1	2" - 5/16"	F3-1	3" - 5/16"	F4-1	3-1/2" - 5/16"	F5-1	5" - 5/16"	F6-1	6" - 5/16"
F1-2	1-1/2" - 3/8"	F2-2	2" - 3/8"	F3-2	3" - 3/8"	F4-2	3-1/2" - 3/8"	F5-2	5" - 3/8"	F6-2	6" - 3/8"

Double Round Wire Corkscrews



Part Numbers:

FD3-1	3"	FD4-2	4"
FD3-2	3"	FD6-1	6"
FD4-1	4"	FD6-2	6"

Sand Corkscrews



Part Numbers:

G-3-1	3"	Use with 5/16" Rod
G-3-2	3"	Use with 3/8" Rod

Cleaning Tools



Part Numbers:

A2-1	2"	Augers - 5/16" Rod
A2-2	2"	Augers - 3/8" Rod
A3-1	3"	Augers - 5/16" Rod
A3-2	3"	Augers - 3/8" Rod
A4-1	4"	Augers - 5/16" Rod
A4-2	4"	Augers - 3/8" Rod
A5-1	5"	Augers - 5/16" Rod

A5-2	5"	Augers - 3/8" Rod
A6-1	6"	Augers - 5/16" Rod
A6-2	6"	Augers - 3/8" Rod
A8-1	8"	Augers - 5/16" Rod
A8-2	8"	Augers - 3/8" Rod
A10-1	10"	Augers - 5/16" Rod
A10-2	10"	Augers - 3/8" Rod



Part Numbers:

E2-1	2"	Square Bar Corkscrew - 5/16" Rod
E2-2	2"	Square Bar Corkscrew - 3/8" Rod
E3-1	3"	Square Bar Corkscrew - 5/16" Rod
E3-2	3"	Square Bar Corkscrew - 3/8" Rod
E4-1	4"	Square Bar Corkscrew - 5/16" Rod
E4-2	4"	Square Bar Corkscrew - 3/8" Rod
E5-1	5"	Square Bar Corkscrew - 5/16" Rod
E5-2	5"	Square Bar Corkscrew - 3/8" Rod
E6-1	6"	Square Bar Corkscrew - 5/16" Rod

E6-2	6"	Corkscrew - 3/8" Rod
E8-1	8" Std.	Corkscrew - 5/16" Rod
E8-2	8" Std.	Corkscrew - 3/8" Rod
E2-4	8" H.D.	Corkscrew - 5/16" Rod
E2-5	8" H.D.	Corkscrew - 3/8" Rod
E10-1	10"	Corkscrew - 5/16" Rod
E10-2	10"	Corkscrew - 3/8" Rod
E12-1	12"	Corkscrew - 5/16" Rod
E12-2	12"	Corkscrew - 3/8" Rod

Root Saws



Part Numbers:

SCRS-12	12"	Concave Heavy-Duty Saw - 3 Spokes
SCRS-12	15"	Concave Heav-Duty Saw - 3 Spokes
SCRS-12	18"	Concave Heavy-Duty Saw - 3 Spokes

SCRS-12	20"	Concave Heavy-Duty Saw - 3 Spokes
SCRS-12	22"	Concave Heavy-Duty Saw - 3 Spokes
SCRS-12	24"	Concave Heavy-Duty Saw - 3 Spokes

Part Numbers:

CRS-3-1	3"	Concave Root Saw - 5/16" Rod
CRS-3-2	3"	Concave Root Saw - 3/8" Rod
CRS-4-1	4"	Concave Root Saw - 5/16" Rod
CRS-4-2	4"	Concave Root Saw - 3/8" Rod
CRS-5-1	5"	Concave Root Saw - 5/16" Rod
CRS-5-2	5"	Concave Root Saw - 3/8" Rod
CRS-6-1	6"	Concave Root Saw - 5/16" Rod
CRS-6-2	6"	Concave Root Saw - 3/8" Rod
CRS-8-1	8"	Concave Root Saw - 5/16" Rod
CRS-8-2	8"	Concave Root Saw - 3/8" Rod

CRS-10-1	10"	Concave Root Saw - 5/16" Rod
CRS-10-2	10"	Concave Root Saw - 3/8" Rod
CRS-12-1	12"	Concave Root Saw - 5/16" Rod
CRS-12-2	12"	Concave Root Saw - 3/8" Rod
CRS-15-1	15"	Concave Root Saw - 5/16" Rod
CRS-15-2	15"	Concave Root Saw - 3/8" Rod
CRS-18-1	18"	Concave Root Saw - 5/16" Rod
CRS-18-2	18"	Concave Root Saw - 3/8" Rod
CRS-20-1	20"	Concave Root Saw - 5/16" Rod
CRS-20-2	20"	Concave Root Saw - 3/8" Rod

Part Numbers:

FRS-3-1	3"	Standard Flat Root Saw - 3/8" Rod
FRS-3-2	3"	Standard Flat Root Saw - 5/16" Rod
FRS-4-1	4"	Standard Flat Root Saw - 3/8" Rod
FRS-4-2	4"	Standard Flat Root Saw - 5/16" Rod
FRS-6-1	6"	Standard Flat Root Saw - 3/8" Rod
FRS-6-2	6"	Standard Flat Root Saw - 5/16" Rod
FRS-8-1	8"	Standard Flat Root Saw - 3/8" Rod
FRS-8-2	8"	Standard Flat Root Saw - 5/16" Rod
FRS-10-1	10"	Standard Flat Root Saw - 3/8" Rod

FRS-10-2	10"	Standard Flat Root Saw - 5/16" Rod
FRS-12-1	12"	Standard Flat Root Saw - 3/8" Rod
FRS-12-2	12"	Standard Flat Root Saw - 5/16" Rod
FRS-15-1	15"	Standard Flat Root Saw - 3/8" Rod
FRS-15-2	15"	Standard Flat Root Saw - 5/16" Rod
FRS-18-1	18"	Standard Flat Root Saw - 3/8" Rod
FRS-18-2	18"	Standard Flat Root Saw - 5/16" Rod
FRS-20-1	20"	Standard Flat Root Saw - 3/8" Rod
FRS-20-2	20"	Standard Flat Root Saw - 5/16" Rod



Part Numbers:

HCRS-3-1	3"	Heavy-Duty Concave Root Saw - 5/16" Rod
HCRS-3-2	3"	Heavy-Duty Concave Root Saw - 3/8" Rod
HCRS-4-1	4"	Heavy-Duty Concave Root Saw - 5/16" Rod
HCRS-4-2	4"	Heavy-Duty Concave Root Saw - 3/8" Rod
HCRS-5-1	5"	Heavy-Duty Concave Root Saw - 5/16" Rod
HCRS-5-2	5"	Heavy-Duty Concave Root Saw - 3/8" Rod
HCRS-6-1	6"	Heavy-Duty Concave Root Saw - 5/16" Rod
HCRS-6-2	6"	Heavy-Duty Concave Root Saw - 3/8" Rod
HCRS-8-1	8"	Heavy-Duty Concave Root Saw - 5/16" Rod
HCRS-8-2	8"	Heavy-Duty Concave Root Saw - 3/8" Rod

HCRS-10-1	10"	Concave Root Saw - 5/16" Rod
HCRS-10-2	10"	Concave Root Saw - 3/8" Rod
HCRS-12-1	12"	Concave Root Saw - 5/16" Rod
HCRS-12-2	12"	Concave Root Saw - 3/8" Rod
HCRS-15-1	15"	Concave Root Saw - 5/16" Rod
HCRS-15-2	15"	Concave Root Saw - 3/8" Rod
HCRS-18-1	18"	Concave Root Saw - 5/16" Rod
HCRS-18-2	18"	Concave Root Saw - 3/8" Rod
HCRS-20-1	20"	Concave Root Saw - 5/16" Rod
HCRS-20-2	20"	Concave Root Saw - 3/8" Rod

Part Numbers:

HFRS-3-1	3"	Heavy-Duty Flat Root Saw - 5/16" Rod
HFRS-3-2	3"	Heavy-Duty Flat Root Saw - 3/8" Rod
HFRS-4-1	4"	Heavy-Duty Flat Root Saw - 5/16" Rod
HFRS-4-2	4"	Heavy-Duty Flat Root Saw - 3/8" Rod
HFRS-5-1	5"	Heavy-Duty Flat Root Saw - 5/16" Rod
HFRS-5-2	5"	Heavy-Duty Flat Root Saw - 3/8" Rod
HFRS-6-1	6"	Heavy-Duty Flat Root Saw - 5/16" Rod
HFRS-6-2	6"	Heavy-Duty Flat Root Saw - 3/8" Rod
HFRS-8-1	8"	Heavy-Duty Flat Root Saw - 5/16" Rod
HFRS-8-2	8"	Heavy-Duty Flat Root Saw - 3/8" Rod

HFRS-10-1	10"	Heavy-Duty Flat Root Saw - 5/16" Rod
HFRS-10-2	10"	Heavy-Duty Flat Root Saw - 3/8" Rod
HFRS-12-1	12"	Heavy-Duty Flat Root Saw - 5/16" Rod
HFRS-12-2	12"	Heavy-Duty Flat Root Saw - 3/8" Rod
HFRS-15-1	15"	Heavy-Duty Flat Root Saw - 5/16" Rod
HFRS-15-2	15"	Heavy-Duty Flat Root Saw - 3/8" Rod
HFRS-18-1	18"	Heavy-Duty Flat Root Saw - 5/16" Rod
HFRS-18-2	18"	Heavy-Duty Flat Root Saw - 3/8" Rod
HFRS-20-1	20"	Heavy-Duty Flat Root Saw - 5/16" Rod
HFRS-20-2	20"	Heavy-Duty Flat Root Saw - 3/8" Rod




Part Numbers:

HFRS-3B	3"	Heavy-Duty Flat Root Saw - Blade Only
HFRS-4B	4"	Heavy-Duty Flat Root Saw - Blade Only
HFRS-5B	5"	Heavy-Duty Flat Root Saw - Blade Only
HFRS-6B	6"	Heavy-Duty Flat Root Saw - Blade Only
HFRS-8B	8"	Heavy-Duty Flat Root Saw - Blade Only

HFRS-10B	10"	Flat Root Saw - Blade Only
HFRS-12B	12"	Flat Root Saw - Blade Only
HFRS-15B	15"	Flat Root Saw - Blade Only
HFRS-18B	18"	Flat Root Saw - Blade Only
HFRS-20B	20"	Flat Root Saw - Blade Only

Porcupines



Part Numbers:

D-4-1	4"	Turn Type for 5/16" Rod
D-4-2	4"	Turn Type for 3/8" Rod
D-6-1	6"	Turn Type for 5/16" Rod
D-6-2	6"	Turn Type for 3/8" Rod
D-8-1	8"	Turn Type for 5/16" Rod
D-8-2	8"	Turn Type for 3/8" Rod
D-10-1	10"	Turn Type for 5/16" Rod

D-10-2	10"	Turn Type for 3/8" Rod
D-12-1	12"	Turn Type for 5/16" Rod
D-12-2	12"	Turn Type for 3/8" Rod
D-15-1	15"	Turn Type for 5/16" Rod
D-15-2	15"	Turn Type for 3/8" Rod
D-18-1	18"	Turn Type for 5/16" Rod
D-18-2	18"	Turn Type for 3/8" Rod

Steel Sewer Brush



Part Numbers:

C-4-1	4"	For 5/16" Rod
C-4-2	4"	For 5/16" Rod
C-6-1	5"	For 5/16" Rod
C-6-2	6"	For 5/16" Rod
C-8-1	8"	For 5/16" Rod

C-8-2	8"	For 5/16" Rod
C-10-1	10"	For 5/16" Rod
C-10-2	10"	For 5/16" Rod
C-12-1	12"	For 5/16" Rod
C-12-2	12"	For 5/16" Rod

Root Saw - Blades

Part Numbers:

CRS-3B	3"	Concave Root Saw - Blade Only
CRS-4B	4"	Concave Root Saw - Blade Only
CRS-5B	5"	Concave Root Saw - Blade Only
CRS-6B	6"	Concave Root Saw - Blade Only
CRS-8B	8"	Concave Root Saw - Blade Only

CRS-10B	10"	Concave Root Saw - Blade Only
CRS-12B	12"	Concave Root Saw - Blade Only
CRS-15B	15"	Concave Root Saw - Blade Only
CRS-18B	18"	Concave Root Saw - Blade Only
CRS-20B	20"	Concave Root Saw - Blade Only

Part Numbers:

FRS-3B	3"	Standard Flat Root Saw - Blade Only
FRS-4B	4"	Standard Flat Root Saw - Blade Only
FRS-5B	6"	Standard Flat Root Saw - Blade Only
FRS-6B	8"	Standard Flat Root Saw - Blade Only
FRS-8B	10"	Standard Flat Root Saw - Blade Only

FRS-10B	12"	Standard Flat Root Saw - Blade Only
FRS-12B	15"	Standard Flat Root Saw - Blade Only
FRS-15B	18"	Standard Flat Root Saw - Blade Only
FRS-18B	20"	Standard Flat Root Saw - Blade Only

Part Numbers:

HCRS-3B	3"	Heavy-Duty Concave Root Saw - Blade Only
HCRS-4B	4"	Heavy-Duty Concave Root Saw - Blade Only
HCRS-5B	5"	Heavy-Duty Concave Root Saw - Blade Only
HCRS-6B	6"	Heavy-Duty Concave Root Saw - Blade Only
HCRS-8B	8"	Heavy-Duty Concave Root Saw - Blade Only

HCRS-10B	10"	Heavy-Duty Concave Root Saw
HCRS-12B	12"	Heavy-Duty Concave Root Saw
HCRS-15B	15"	Heavy-Duty Concave Root Saw
HCRS-18B	18"	Heavy-Duty Concave Root Saw
HCRS-20B	20"	Heavy-Duty Concave Root Saw

3-Blade Cutters Chucks



Part Numbers:

CH-1-1	5/16"	Chuck with Adapter Rod
CH-1-2	3/8"	Chuck with Adapter Rod
CH-1-3	0.375"	Chuck with Set Screw Connection
CH-1-4	0.393"	Chuck with Set Screw Connection
CH-1-5	0.415"	Chuck with Set Screw Connection
CH-1-6	0.461"	Chuck with Set Screw Connection

Rod Reel



Made from 1/2" round bar; can be used with steel tripod stand or trailer type

Puma Double-Sided Curved Blades



Part Numbers:

CB-4	4"
CB-6	6"
CB-8	8"
CB-10	20"
CB-12	12"
CB-15	15"

Flat Blades



Part Numbers:

FB-4	4"
FB-6	6"
FB-8	8"
FB-10	20"
FB-12	12"
FB-15	15"

Power Rod and Rodder Accessories

Manhole Jack Support



Part Numbers:

RR-1-7
RR-1-8

Foot Jack Support



Part Numbers:

RR-1-5
RR-1-6

Lower Rigid Rod



Part Numbers:

RR-1-4

Carry All Trailer



Part Numbers:

H-10-1

Power Rod Drive Trailer



Part Numbers:

SPD-3	3 HP Powerdrive
SPD-6.5	6 HP Powerdrive
SPD-8	8 HP Powerdrive

Rod Guide Hoses and Accessories

Lightweight Hose Guide



Part Numbers:

LW-7	7'	LW-20	20'
LW-10	10'	LW-22	22'
LW-15	15'	LW-24	24'
LW-18	18'	LW-25	25'

Heavy-Duty Hose Guide



Part Numbers:

HD-7	7'	HD-20	20'
HD-10	10'	HD-22	22'
HD-15	15'	HD-24	24'
HD-18	18'	HD-25	25'

Part Numbers:

HDS-7	7'	Heavy Duty Hose Guide with Heavy Duty Steel Spring Liner
HDS-10	10'	Heavy Duty Hose Guide with Heavy Duty Steel Spring Liner
HDS-15	15'	Heavy Duty Hose Guide with Heavy Duty Steel Spring Liner
HDS-18	18'	Heavy Duty Hose Guide with Heavy Duty Steel Spring Liner
HDS-20	20'	Heavy Duty Hose Guide with Heavy Duty Steel Spring Liner

Special HD Cam-Lock Ends



Any hose listed above can be ordered and paired with a steel end. Our steel ends are designed to last through several tasks. They are both durable and are ready to install. Steel ends are available in male and female options.

Rod Bending Kits



The Rod Bending Kit allows you to put the correct bend on the end of your Continuous Rod. This kit allows you to fit the correct hook in any of your adapter couplings.



Hose Guide Bell



Part Numbers:

RR-1-7
RR-1-8

Steel Male End for Bell



Part Numbers:

RR-1-5
RR-1-6

Bell Steel Female End



Part Numbers:

RR-1-4

Female Straight Coupler



Part Numbers:

RR-1-7
RR-1-8

Set of Hose Clamps



Part Numbers:

RR-1-5
RR-1-6

Insert Guide



Part Numbers:

RR-1-4

Guide Hose Aluminum Male End



Part Numbers:

RR-1-7
RR-1-8

Continuous Rod Transfer Rack



Part Numbers:

RR-1-5
RR-1-6

Continuous Rod



Part Numbers:

RR-1-4

Lightweight/Heavy-Duty Hose - Flex-Metallic Liner



SCL-7



SCL-8



Here at Haaker, we take pride in offering the highest quality equipment to support industrial pipe and storm cleaning. For these professionals, few tools are as important as sewer nozzles. These nozzles come in a variety of types designed to tackle your toughest projects with powerful precision. Like Haaker, KEG is committed to providing quality products to customers and supporting technology improvements through continuous education. Every product is backed by KEG's quality promise, offering a wide range of sewer nozzles to perform in even the most difficult of cleaning conditions

Chain Cutter Family

Stabilized by stainless steel guide carriage skids, the cutters feature a unique spinner nozzle design that rotates the main shaft, spinning the attached chains at 2,500 RPM. Chains can be configured for grease or scale removal and root removal.



Micro Cutter
(2" - 6")

Mini Cutter
(4" - 10")

SP 150 Cutter
(6" - 24")

SCP 200 Cutter
(8" - 48")

SN 4000 Cutter
(6" - 48")

Call us today or visit us online for more information on our nozzles.

Micro Chain Cutter



Features:

- Easily configured
- Use in sweeping 90 degree or 45 degree elbows
- Pipe range: 2", 3", 4", 6"
- No skid required for 2" and 3" applications

Mini Chain Cutter



Features:

- Easily configured
- Use with 1/2", 3/4" and 1" hose applications
- 4", 6", 8", and 10" (optional) pipes available
- Pump minimum of 18 GPM and 1700 PSI required

Super Cutter Plus 150



Features:

- Stainless steel construction
- Water-driven design
- Roller chain is forgiving on pipe walls
- Skids and distance plates included for pipes 6-16"


Super Cutter Plus 200



Features:

- Stainless steel construction
- Water-driven design
- Skids and distance plates included for pipes 8-20"
- Pump flow of minimum of 50 GPM and 1200 PSI

Supernova 4000



Features:

- Easily configured for multiple jobs
- High speed, high torque water-driven design
- Skids and distance plates included for pipes 6-16"
- Roller chain is forgiving on pipe walls
- Operates in egg-shape pipes
- Pump flow of minimum of 50 GPM and 1700 PSI

Specialty Nozzle Family

We offer the perfect solution for all your pipe cleaning application needs! These nozzles are built to last and are designed to tackle a variety of materials.

Aqua Power 700 Nozzle



Features:

- Multiple applications with one nozzle
- Individual jets
- Rear jets can be plugged for manhole cleaning
- Bolt-on skids included


R2D2-1 Nozzle



Features:

- Controlled-speed directional cleaning utilizing centrifugal clutches
- Replaceable threaded titanium ceramic inserts

Equalizer Nozzle



Features:

- Replaceable titanium ceramic inserts
- Bolt-on skids (included) increase nozzle body diameter to 8"

DUCE Nozzle



Features:

- No maintenance or lubrication required
- Pressure range: 1300 PSI to 200 PSI
- Hose sizes: 0.375" - 1.25"
- Flow range: 5 GPM - 125 GPM

Floor Cleaner Family



Features:

- 14 Jet, 12 Jet, 10 Jet, 8 Jet, and 6 Jet models available
- Fillable weight port
- High efficiency cleaning and reduced operating costs
- Superior water pattern design
- Heavy or compacted solids

"The Twins" Family



Features:

- Complete package including fittings
- Large diameter lines
- Can utilize any KEG floor cleaner
- Parallel in a large diameter pipe

Cleaning Nozzle Family

Our Cleaning Nozzle Family includes a variety of products that are designed to aide you in routine pipe cleaning and maintenance applications.

Tier One: Lower Efficiency, Shorter Life Span



Standard Nozzle Ball Nozzle Forward Jet Nozzle

Tier Two: Better Efficiency, Longer Life Span



Standard Egg Nozzle Egg Devastator Nozzle Sewer Flush Nozzle

Tier Three: Most Efficient and Most Powerful Fluid Mechanics, Longest Life Span



Royal Nozzle Torpedo Nozzle Sewer Nozzle Cleaning Nozzle Traction Nozzle

Standard Nozzle



Features:

- Factory-drilled orifices
- Optional forward jet
- Water resistant
- Cost competitive

Ball Nozzle



Features:

- Optional forward jet
- Water resistant
- Cost competitive tier one nozzle
- Rounded edges

Forward Jet Nozzle



Features:

- Moves debris away from area
- Cost effective nozzle
- No back-flow into house or structure
- Wear resistant

Standard Egg Nozzle



Features:

- Tier Two nozzle
- Replaceable inserts prolong nozzle life
- Made of 300 series hardened stainless steel

Egg Devastator Nozzle



Features:

- Cost competitive Tier Two nozzle
- 30-degree jet angles available
- With replaceable inserts to prolong nozzle life

Sewer Flush Nozzle



Features:

- Nozzle designed for dragging
- Cost competitive Tier Two nozzle
- High wall force for better cleaning

Traction Nozzle



Features:

- With replaceable inserts to prolong nozzle life
- Penetrator and cleaning nozzle
- Optional forward penetrating style

Royal Nozzle



Features:

- One of the nozzles in the Cleaning Family
- High wall force
- Save time, money, and energy

Torpedo Nozzle



Features:

- Suitable for 6" to 16" pipes
- With replaceable inserts to prolong nozzle life
- Save energy

Sewer Nozzle



Features:

- Heavy dragging nozzle
- High wall force cleaning
- Replaceable threaded inserts
- General sewer cleaning
- Tier Three nozzle, 80% efficiency

Cleaning Nozzle




Features:

- Durable nozzle for everyday general cleaning
- Available in 1/2" size cleaning nozzle
- High wall force cleaning
- Wide angles reduce air draw
- Tier Three nozzle, 80% efficiency

Aluminum Nozzles

KEG's Aluminum Nozzles are lighter to handle and have the same great advantages and applications as the nozzles made of stainless steel. The aluminum nozzles are available in Traction, Cleaning, Torpedo, and Royal models only.



Traction Nozzle

Cleaning Nozzle

Torpedo Nozzle

Royal Nozzle

KEG sewer nozzles provide outstanding efficiency for larger storm and sanitary lines. These heavy-duty cleaning nozzles are engineered for quality cleaning every time.



Triple Edge Quattro Nozzle Drill Point Quattro Nozzle Rambo Nozzle



- Features:**
- Forward jets
 - Available with steel or titanium ceramic inserts
 - Forward jets
 - Sharp edges
 - Good thrust



- Features:**
- Excellent traction
 - Affordable
 - Designed for grease piercing
 - Drill point
 - Better thrust



- Features:**
- Engineered to function as three nozzles in one
 - Forward jets
 - Drill points
 - Total blockages
 - Excellent thrust

Stallion Nozzle



- Features:**
- High thrust with 12" jets
 - Long design spans holes
 - Minimal force on the pipe wall
 - Replaceable inserts
 - Heavy debris removal
 - Gentle on pipe walls

O.M.G. Nozzle



- Features:**
- Tier 3 efficiency
 - Clears path for other nozzles
 - Gentle on pipe walls
 - Heavy debris removal
 - Replaceable inserts

Finishing Nozzle Family

KEG's Finishing Nozzles are designed with a free-spinning rotor to remove those grease deposits along with tender roots and other vegetation to ensure perfectly cleaned pipes and a finished job.



1" Rotor Nozzle



1/2" Rotor Nozzle



1/4" Rotor Nozzle

- Features:**
- Designed with 360-degree maintenance tool to provide the finishing touch
 - High rotational speed
 - Reversible rotating barrel

Marksman™ Long Distance Cleaning Nozzle

The Marksman is designed to provide precision in distance and industrial cleaning performance. It is engineered for any hard to reach cleaning applications while keeping the operator safe.



- Features:**
- Long distance cleaning nozzle
 - Engineered for hard to reach cleaning areas
 - Accuracy and precision
 - Superior design
 - Operator safety
 - Reduced water consumption

Penetrating Nozzle Family

We understand the need for efficiency when it comes to tough clogs and obstructions in a sewer line. We offer high performance penetrating nozzles for any task at hand.

Tier One and Tier Two Efficiency:



Triple Edge Quattro Nozzle



Drill Point Quattro Nozzle




Rambo Nozzle

Tier Three Efficiency:



Stallion Nozzle



O.M.G. Nozzle

Ejector Nozzle Family

Ejector nozzles are suitable for cleaning water-bearing pipes only. The special arrangement of the nozzle inserts results in the "soft" cleaning effect; making these nozzles for cleaning older sewer networks and culvert cleaning.

Ejector Nozzle (Small / Large)



- Features:**
- For sewer pipes from 10" to 16"
 - HP connection 1" inner thread
 - Six nozzle inserts
 - Small: weight of 22.2 lbs.
 - Large: weight of 46.25 lbs.

Deep Sucker Ejector



- Features:**
- Connection with high-pressure jetters
 - For sludge suction and discharge
 - More than 26' to aid the vacuum pump
 - HP connection with 1" union nut
 - High-pressure pump

Nozzle Kits, Packages, & Parts

KEG offers many kit combinations and arrangements and is intended to give our customers the best solutions for specific job requirements. From swivels to inserts, we stand ready to provide you with the parts and tools you need.

1" & 3/4" Kits



Features:

- Combinations from starter kits, basic kits, sanitary kits, complete kits, and storm kits
- Includes a variety of nozzles
- Designed to be compact, mobile, and durable

1/2" & 3/4" Kits



Features:

- Includes a variety of nozzles
- Designed to be compact and mobile
- Combinations from starter kits, basic kits, sanitary kits, complete kits, and storm kits

High Pressure Swivels



Features:

- Engineered to endure
- Available in a variety of sizes
- Contact us today for our full list of sizes

Replaceable Inserts



Available:

- M8 inserts
- M14 inserts
- M6 inserts

Hydroexcavation Nozzle Family

Hydroexcavation is often a more precise and safer way of digging than with traditional mechanical means. Our collection of hydroexcavation nozzles are all suited for 1/2" hose connections, with the New Style Twister Nozzle offering multiple connection sites.

Hydroexcavation Nozzle



Features:

- Flow ranges from 4 GPM - 25 GPM
- Excellent for hydroexcavating
- Designed for digging
- Stainless steel body
- Zero rear jets and four replaceable front jets
- Strictly for hydroexcavating

Twister Nozzle - Old Style



Features:

- Oscillating forward jets
- Designed for digging and cleaning lines
- Excellent for hydroexcavating
- Four rear jets can be plugged or opened
- Stainless steel body
- Available in 1/2" size

Hand Injector Nozzle



Features:

- Excellent for hydroexcavating
- Manual cleaning
- Lightweight and built to last
- Flow ranges from 4 GPM - 25 GPM
- Stainless steel body
- Zero rear jets and four replaceable front jets
- Not used for cleaning lines

Twister Nozzle - New Style



Features:

- Oscillating forward jets
- Excellent for hydroexcavating
- Designed for digging and cleaning lines
- Four rear jets can be plugged or opened
- Stainless steel body
- Available in multiple sizes



When your business begins building a repertoire of sewer cleaning tools, one of the things you can't do without are sewer nozzles. Every cleaning situation will require a different set of tools, so if you plan to offer the best service to your customers you'll need a variety of equipment to do so.



TRUVAC Hydroexcavators

Our hydroexcavation trucks come equipped with water heaters and produce high-pressure low volume streams to quickly and safely dig. Hydroexcavation equipment is safe for operators and friendly for the environment. Unlike traditional excavation tools that have been used in the past, hydroexcavators are great for removing dirt and debris without causing excessive damage to the surroundings. Check out the fleet of TRUVAC trucks below to learn more.



TRUVAC HXX

The TRUVAC HXX Hydroexcavator is a powerful machine that tackles major excavations while still providing safe, non-destruction digging. For over 50 years Vector has been supplying contractors and municipalities with products with air conveyance and high-pressure water vacuum technology that is built to last.

TRUVAC Paradigm

The most innovative and versatile sub-compact vacuum excavator on the market, the Paradigm lets you excavate around utilities with the upmost safety and efficiency. Paradigm is customer inspired and built to satisfy the most stringent safe digging requirements.

TRUVAC Prodigy

The perfect safe-digging machine for a wide range of demanding applications, our TRUVAC hydroexcavators deliver prime results every time. The Prodigy delivers incredible versatility and power. Lower your operating cost while increasing your efficiency.

Hydroexcavation Nozzle Family

Hydroexcavation is often a more precise and safer way of digging than with traditional mechanical means. Our collection of hydroexcavation nozzles are all suited for 1/2" hose connections, with the New Style Twister Nozzle offering multiple connection sites.

Hydroexcavation Nozzle



Features:

- Excellent for hydroexcavating
- Designed for digging
- Flow ranges from 4 GPM - 25 GPM
- Stainless steel body
- Zero rear jets and four replaceable front jets
- Strictly for hydroexcavating

Hand Injector Nozzle



Features:

- Manual cleaning
- Lightweight and built to last
- Excellent for hydroexcavating
- Flow ranges from 4 GPM - 25 GPM
- Stainless steel body
- Zero rear jets and four replaceable front jets
- Not used for cleaning lines

Twister Nozzle - Old Style



Features:

- Oscillating forward jets
- Designed for digging and cleaning lines
- Excellent for hydroexcavating
- Four rear jets can be plugged or opened
- Stainless steel body
- Available in 1/2" size

Twister Nozzle - New Style



Features:

- Oscillating forward jets
- Designed for digging and cleaning lines
- Four rear jets can be plugged or opened
- Stainless steel body
- Available in multiple sizes
- Excellent for hydroexcavating

Hydraflex Nozzle Family

Hydraflex nozzles are uniquely designed to tackle your toughest jobs while being highly efficient. We are proud to offer nozzles from Hydrflex. These nozzles are equipped to bring you precision, reliability, consistency, and overall better vehicle coverage.

Ripsaw Rotating Turbo Nozzle



Features:

- 3200 PSI
- High-performance rating
- Non-conductive
- Heavy-duty
- High-impact
- 0° straight water stream
- 18° cone coverage

Machete Linear Oscillating Nozzle



Features:

- Rugged design
- Replaceable
- Durable
- Non-conductive
- Heavy-duty
- High-impact
- Color-coded

Hand Injector Nozzle



Features:

- Superior performance
- Allows you to cut deeper
- Prepared to tackle your toughest jobs
- Reduces undermining for safer operating use
- Withstands harsh environments
- 15° wedge of powerful flow
- Faster digging ability



We promise to bring you safe digging methods every time!

Hydroexcavating Tools & Accessories

Having the right hydroexcavation equipment is crucial to reaching delicate and fragile under-ground structures. Our hydroexcavation trucks come equipped with water heaters and produce high-pressure low volume streams to quickly and safely dig. When you incorporate high-pressure, low volume streams achieve maximum efficiency by clearing dirt and debris while using the least amount of water. Hydroexcavation equipment is safe for operators and friendly for the environment. We know that tools and accessories are just as important as the trucks we offer. That is why we provide our customers with the best in hydroexcavating tools from trusted brands.

Vactor / Van-Con "Dig-It" Tool



Part Numbers:

HY-EX-8V4-¾"	8"	¾" Hose Size
HY-EX-8V8-¾"	8"	¾" Hose Size
HY-EX-8V10-¾"	8"	¾" Hose Size
HY-EX-8V4-1"	8"	1" Hose Size
HY-EX-8V8-1"	8"	1" Hose Size
HY-EX-8V10-1"	8"	1" Hose Size

Camel "Dig-It" Tool



Part Numbers:

HY-EX-8C4-¾"	8"	¾" Hose Size
HY-EX-8C8-¾"	8"	¾" Hose Size
HY-EX-8C10-¾"	8"	¾" Hose Size
HY-EX-8C4-1"	8"	1" Hose Size
HY-EX-8C8-1"	8"	1" Hose Size
HY-EX-8C10-1"	8"	1" Hose Size

Vac-All "Dig-It" Tool



Part Numbers:

HY-EX-8J4-¾"	8"	¾" Hose Size
HY-EX-8J8-¾"	8"	¾" Hose Size
HY-EX-8J10-¾"	8"	¾" Hose Size
HY-EX-8J4-1"	8"	1" Hose Size
HY-EX-8J8-1"	8"	1" Hose Size
HY-EX-8J10-1"	8"	1" Hose Size

The Hydroexcavator "Dig-It" Tools connect to your suction tube by way of the top flange to fit your style of machine. Models come in 10 jet, 8 jet and 4 jet depending on your needs.



Hydro-Vac Tube Holders & Handles

Two Style Handle



Part Numbers:

HYH-4	4"	Hydro-Vac Tube Holder With 2 Handles For 4" Tube Or Hose
HYH-6	6"	Hydro-Vac Tube Holder With 2 Handles For 6" Tube Or Hose
HYH-8	8"	Hydro-Vac Tube Holder With 2 Handles For 8" Tube Or Hose

One Hand Vactor Style



Part Numbers:

HYH-6-VS	6" Vactor Style With Larger Handles For 6" Tube Or Hose
HYH-8-VS	8" Vactor Style With Larger Handles For 6" Tube Or Hose



Part Numbers:

HYH-8-WH	8" Tube Clamp Vactor Style With Adjustable Hook Type Clamp
----------	------------------------------------------------------------

Tube Hose Clamps

Tube Hose Clamps keep your hose steady at every connection. They are a great addition to your tool kit while being affordable and easy to use.*

Part Numbers:

THV-8	Tube Hose Clamp	Vactor / Vac-Con For 8"
THC-8	Tube Hose Clamp	Camel / Vac-All For 8"

Tube clamps provide security to your piping and hoses. Our Southland Tube clamps feature a variety of important features that make them a vital product to use in your system.



*Image on the left displays the Tube Hose Clamps.

Image on the right shows the Tube Hose Clamps with a Hydro-Vac Tube Holder.





275VX

A Hydro Vacuum Cleaner that features a compact and low profile. This Vacuum Excavator provides easy visibility for your driver while offering stability in rough locations.

Features:

- Compact low profile
- Rugged construction
- Unique handle style
- Available in vacuum trailer, vacuum truck, and skid mount configurations
- Powered by CAT®
- Easy to clean
- Balanced design with optimum tongue weight
- Unique single-handle door latch design for faster opening and closing
- Patented Cyclo-Jet Potholing Excavator available
- Reverse flow

FT150VX

Combine high productivity with a compact design and you get the FT150VX. The power and efficiency of a 600 CFM blower that fits easily into a standard pickup bed, flatbed, or trailer.

Features:

- 150 gallon spoils tank
- Fixed tank design
- Eliminates hydraulics
- Easy-opening "spider" door lock system
- Operator comfort
- 90-gallon capacity water tank
- Compact design
- Easy to store and transport
- Safe utility locating and/or daylighting
- Ideal for cleaning our storm drains, catch basins, and valve boxes
- Entry-level machine for contractors

Ring-O-Matic Vacuum Excavators

We are excited to include Ring-O-Matic in the great line of hydroexcavation equipment we offer. These machines utilize the cutting power of high-pressure water and air along with a powerful vacuum for a wide variety of uses. Applications include potholing, sewer jetting, pit cleaning, environmental cleanup, construction site cleanup, and several other uses.



550VX

The narrowest machine in its class the 55VX Hydro Vacuum Cleaner is maneuverable while being easy to see around.

Features:

- Available in vacuum trailer, vacuum truck, and skid mount configurations
- Powered by CAT®
- Compact low profile
- Rugged construction
- Unique handle style
- Easy to clean



850VX

The 850VX Hydro Vacuum Cleaner offers standard reverse flow and an obstruction-free vacuum hose for quick and easy cleaning.

Features:

- 800-gallon capacity
- 42 horsepower
- Positive displacement lobe pump
- 4,000 PSI
- Rear curbside water supply real
- Tandem axle trailer

Viper

The Viper delivers the cleanist, safest, fastest, easiest one man potholing solution.



Standard



Dielectric

Features:

- Standard and dielectric options available
- Safe exposure
- Operator safety
- Delivers unmatched performance every time
- Increased profitability
- Increases productivity
- Potholes a 4' deep hole in about a minute
- Engineered patented high quality rotating nozzle to shoot 3,500 PSI water into the earth



Here at Haaker, we support safe digging every time!

Contact 811 before you dig!

Dig smart. Dig safe.

Ring-O-Matic products are currently only available in our California and Nevada locations.



Air Spade Tools & Accessories

We are excited to offer Air Spade to our customers. Air excavation has become a preferred method for digging on many jobs ranging from utility work to advanced tree care. Excavating with the AirSpade offers several advantages over conventional tools such as picks, shovels, and backhoes.



AirVac Vacuum Excavator - Utility Kit

AirVac is a mobile alternative to large vacuum trucks. This Vacuum Excavator is the ideal combination to safely uncover buried electric, gas, and water lines.

Features:

- Heavy-duty
- All aluminum construction
- 82 gallon tank
- Removeable vacuum
- 24" x 16" dump door
- 15" diameter pneumatic tires
- Retractable stabilizer bar
- Integral air-pressure gauge



Lightweight Air Hose

Designed with flexibility and performance in mind, this air hose reduces worker fatigue while increasing overall hose mobility. Available in 10' and 25'.

Features:

- Oil-resistant polyurethane material
- Double jacket design for maximum durability
- Reinforces with high-strength textile yarn
- Chicago-style couplers
- Visibility-safe yellow



AirSpade 2000

Features:

- Available in 25 cfm, 60 cfm, 105 cfm, 150 cfm, 225 cfm; all with 4' barrel lengths
- Uncover underground objects without harm using compressed air



AirSpade 2000 - Short Barrel

Features:

- 60 cfm nozzle, 2' barrel
- Highly focused soil excavation
- Short barrel simplifies close-in work
- Dead-man trigger for safety



AirSpade 2000 Extensions

Features:

- Coupler included
- Available in 2', 3', 4', and 5'
- Lightweight design
- Electrical protection
- Dual female threaded coupler



AirSpade 3000

Features:

- 330 cfm; 5' barrel
- Move maximum dirt in minimum time
- In-line style handle with soft rubber grip
- Adjustable dirt shield



Utility AirSpade 4000

Features:

- Available in 105 cfm, 150 cfm, and 225 cfm; all with 4' barrel design
- Non-sparking brass barrel
- Adjustable rubber spray shield



Utility AirSpade 4000 Extension

Features:

- Coupler included
- Available in 2', 3', 4', and 5'
- Heavy-duty
- Provide extended reach
- Non-conductive




Utility AirSpade 4000 Kit

This case includes AirSpade's most popular components and accessories

Includes:

- Utility AirSpade 4000 handle
- 4' insulated, fiberglass barrel with dirt shield
- 3' insulated extension
- 105 cfm non-sparking bronze supersonic nozzle
- Plastic locking storage case
- 45 degree non-sparking brass angled adapter
- 1" ID x 10' lightweight air hose with Chicago-style connectors



RKI Gas Detection

For over 80 years, RKI Instruments has been at the forefront of sensor technology, developing advanced detection techniques to provide solutions for specific applications. Not only will our equipment protect your life and property from the hazards of gases and vapors, but with proper care, it may also be the last gas detector you will ever need to purchase.

GX-3R 4-Gas Confined Monitor

Smallest & lightest four gas monitor. 2.2" W x 2.55" H x 1.02" D, 3.52 ounces. Simultaneous detection of 4 gases. LEL, O2, H2S and CO. H2 Compensated CO sensor available.



RKI Link Phone App

- Bluetooth communication with iOS and Android phones
- Direct readings from instrument
- Configure instrument settings
- Alarm notifications
- Instrument locator
- E-mail and text alarm notifications



GX-6000 PID Gas Monitor

Our lightweight, GX-6000 PID Gas Monitor is small but packs a punch. With interchangeable battery packs (Li-ion/alkaline), it operates up to 8-14 hours and fully recharges in three hours; making this gas monitor useful and efficient.



Features:

- Two smart sensor slots
- Equipped with a library of over 600 VOC gases
- Large, auto-rotating display
- Designed with LED light source, strong, internal sample pump, man-down alarm, and panic alarm
- Dust and water resistant
- IP67 rated
- Uses Li-ion battery
- Battery provides 14-hour life
- Pump is internal
- Gas ranges: LEL 0-100%, O2 0-40%, CO 0-500ppm, and H2S 0-100ppm
- Easy to use
- Includes 100-240 VAC charger
- Measures 2.6" x 7.8" x 2"
- Weight: 14 oz
- Features visual and audible alarms
- Intrinsic safety IECEx, ATEX, TIIS

GX-2012 Multi-Gas Detector

The GX-2012 is RKI's smallest personal 1-5 sensor gas monitor with a built-in sample pump. Having 3 operating modes, the GX-2012 can be used for confined space safety monitoring in its Normal Operating mode, and leak investigation for underground leak checking in Bar Hole mode.



Features:

- Dependable gas monitor detects LEL, O2, CO, and H2S levels
- Innovative pump pause extends the battery life
- Internal sample drawing pump features 50' range
- Designed with status indicator, 600-hour datalogging capacity, barhole test mode, and calibration reminder setting
- Visual alarm LEDs on three sides help alert others in work area of any potential danger
- High-impact rubber overmolding
- Dust and water resistant
- Features visual and audible alarms
- Measures 5.6" x 2.8" x 1.16"
- Weight: 12.3 oz
- Optional external pump
- 2 year warranty

Eagle 2 Portable Gas Monitor

The Eagle 2 features a PID sensor for detecting high or low ppm levels, volume capability, and hydrocarbon detection at the push of a button. The Eagle 2 will continuously operate for over 18 hours, providing you with optimum performance and accurate results.



Features:

- Features 5 different sensor technologies
- PID sensors
- Alarming system designed for a 30 second response time
- TC sensors available for volume
- Data logging standard software
- Auto ranging with combustible gas
- Internal sample drawing pump
- Auto calibration
- Single gas calibration option available
- Change target gas with re-calibration
- Internal and external hydrophobic filters
- Intrinsically safe
- Features alkaline batteries
- Audible alarm silence is available to perform leak investigations without alarming nearby residents
- Features chemical resistant weatherproof enclosure

Wastewater Gas Monitoring

This unique tri-sensor head can be used either indoor or outdoors. Designed with a splash guard and flame arrestors for water and wastewater applications including wet wells, dry wells, bar screens, lift stations, digesters, thickeners, pump stations, and confined spaces.



Features:

- Equipped with 3 sensors
- Infrared sensors available
- Interfaces with Beacon 410 controller
- Available for LEL, O2, H2S, and CO
- Water repellent patented sensor coating
- Long life sensors

Calibration Kits

Diffusion Instrument Kits



Small Kit: Fixed flow regulators, two cylinder case, 34AL, 34L, tubing, GX-2009 Cal cup, and 1-1117RK Cal Cup



Large Kit: Fixed flow regulators, three cylinder case, two cylinder case, 58AL, 103L, tubing, GX-2009 Cal cup, and 81-1117RK Cal Cup

Sample Draw Instrument Kits



Small Kit: Demand flow regulators, two cylinder case, 34AL, 34L, and tubing.



Large Kit: Demand flow regulators, three cylinder case, two cylinder case, 58AL, 103L, and tubing.

Portable Solutions Multi-Gas Line



Eagle



Eagle 2



GX-3R



GX-3R Pro



GX-2012



GX-6000



Single Gas Personal Monitor - GasWatch 3

The GasWatch 3 is the world's smallest and lightest single-gas monitor. Weighing just 1.6 ounces, its compact form affords great comfort and flexibility in how you choose to wear it. It can be worn on your wrist like a watch or clipped into your breathing zone on your lapel, hard hat, or other safety equipment with its alligator clip. This personal monitor is designed to provide continuous protection from various harmful gases while monitoring oxygen deficiency. Contact us today to order a set for you and your team!



Features:

- Five versions to choose from CO, H2S, or O2
- CO Hydrogen-compensated and dual CO/O2
- Three-year warranty with a two-year warranty for O2 sensor
- Up to 4,000 hours of operation from one small, replaceable battery
- Sturdy IP-66/68 rated design
- Data logger, vibration
- Quick calibration
- Peak value display
- Temperature display





VIVAX Line Locators

Vivax has a range of products to accurately locate buried cables and pipes while inspecting the interior condition of metallic and non-metallic sewer pipes. We also offer a range of specialized products for locating faults on cathodic protected pipelines, telecom, and power cables. From the industry's first high-frequency radio line tracer to today's wide range of high performance, easy-to-use locating products, and video inspection cameras, we have acknowledged Vivax as a technology innovator.

vLoc3-Pro - Utility Locator

The vLoc3-Pro utility locator introduces new innovative tools for locating buried utilities, assuring damage, prevention while gathering information for analysis, and two sets of screened 3D color display.

Features:

- Alkaline & Li-ion batteries
- USB data point
- Accessory Port
- Antenna Configuration
- Ultra Bright LCD
- Module Compartment
- Data Logging
- IP65 & NEMA 4 rating, lightweight construction
- Tx-Link option
- Full range MLA (maker locate adapter) option



Utility locators are used to locate underground utilities before you even start to dig. Its ability to detect and identify buried utilities prevents digging accidents while providing a safer excavation.

Want to learn more?
Call us today!

vLoc3-Cam - Sonde Locator

The vLoc3-Cam is the easiest to use a sonde locator on the market today. Designed with omni-directional antenna array and directional arrows, this locator is equipped to bring ongoing service even when direct connecting is not an option. Here at Haaker, we promise to bring you the absolute best!

Features:

- Alkaline & Li-ion batteries
- USB data point
- Accessory Port
- Antenna Configuration
- Ultra Bright LCD
- Module Compartment
- IP65 & NEMA 4 rating, lightweight construction
- High impact ABS plastic
- No ghost signal
- Sonde locate and pushrod trace modes



Popular Accessories

vLoc3-Pro Only:



vLoc3-Pro & vLoc3-Cam:

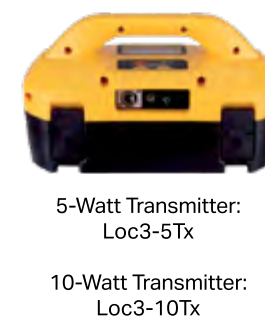


Compatible Transmitters:

vLoc3-Pro Only:



vLoc3-Cam Only:



vLoc3-Pro & vLoc3-Cam:





Envirosight Pipe Inspection

As a leading brand in sewer cleaning equipment, we offer the Envirosight line of sewer cameras for effective inspection and assessment of sewers. Whether for maintenance or repair work, Envirosight has been in use with many businesses and utility services in many places. We are proud to offer such impressive and innovative products to our customers.

ROVVER X

The RoverX is a sewer camera on wheels that are equipped with a camera, lamp, and six-wheel drive. This camera can go further into the complex sewage system as far as 1,000 or 1,650 feet of multi-conductor cable can allow.



Quick Change "Tool-less" Design

Features:

- Standard wireless remote control system
- Selection of 12 wheel types
- Single-screw wheel attachment
- Complete capability
- Detachable automatic lift
- 6-wheel drive
- Proportional joystick to control speed and direction
- Steer and pan the camera at the same time
- Many ways to inspect
- Twin lasers to project measurements
- Full lasers for scanning

Quickview airHD

Using high-powered zoom optics, Quickview airHD assesses sewer lines from an adjoining manhole, and inspects manholes and tanks.



Features:

- HD video
- Wireless operation
- Touchscreen controls
- Motorized tilt
- Hands-free stability
- Remote centering
- Easier and faster to assess sewer condition

Cleverscan

With the press of a button, CleverScan performs a rapid, high-res, fully automated manhole inspection. CleverScan's compact, lightweight design travels anywhere and deploys in minutes.



Features:

- Capture imagery
- Boost productivity
- Scan geometry
- Control cost
- Five HD cameras
- Powerful illumination
- Detailed image scan
- Lightweight design
- Single operator
- High-resolution point cloud
- Affordable

Verisight Pro Plus

The Verisight Pro Plus is a push camera inspection system that provides everything you need to inspect laterals and drain pipes while documenting data. It also allows you to generate reports and capture up to 90 hours of images and videos. This sewer inspection equipment allows you to quickly see everything you need to diagnosis drain problems.



Features:

- Crisp color footage
- High resolution PAL imager
- Self-leveling axial camera
- Interchangeable camera
- Adjustable illumination
- Adaptable to a number of specialty applications
- Available with 130', 200', and 330' reel options
- Rechargeable battery
- Ability to capture up to 90 hours of images and video

Jetscan 2.0

We are proud to offer JetScan 2.0 - the fastest, easiest way to see what you're jetting. Quickly capture HD footage of pipes easily and affordably.



Features:

- Network survey
- Safety from toxic discharges and gas line cross bores
- Cleaning validation
- Liability
- Pipe assessment
- Reducing costs
- Tool selection

SAT II Lateral Launch

Discover the power of our lateral launch inspection crawler that can push past obstacles and maximize productivity. With speed and efficiency, this crawler is sure to bring you the results you need.



Features:

- Versatile
- Adaptable design
- Quickly reconfigure for sewer pipes
- Achieve speeds up to 98fpm
- Reduce downtime
- Steerable 8-wheel drive
- Precision-tuned push rod
- Time efficient
- Affordable
- Easy to maneuver
- Inspection intuitive

Take Envirosight on the go!
Many of our products are designed to be portable for your convenience.
Want to learn more?
Call us today!

Portable





Personal Headsets With Advanced Hearing Protection

Sonetics next-generation direct-wire headsets pick up where foamies and earmuffs leave off. Protect your hearing while you get the job done. Experience all-day comfort and rugged performance in high noise environments. Models APX373 and APX375 include a talk related feature in their design.

APX372

APX373

APX375



Features:

- Hands-free operation
- All-day comfort
- Stereo listen-through

All headsets are available in a variety of color options.



Sonetics - Wireless Headsets

Avoiding loud noises isn't always possible. For people who work in construction, public works, manufacturing, transportation, and other vital industries, loud noises are simply a matter of day-to-day life. Protect hearing without disconnecting you from your surroundings with Sonetics wireless headsets and accessories.

APEX 3-Series DECT7 Wireless Headsets

Designed with team communication in mind and excellent range, these headsets are ideal to keep your team safe. With listen-through technology, you are in control of how much outside sound you let in for awareness and safety. This remarkable technology allows you to hear what is important while protecting yourself from NIHL.

APX377

Features:

- Includes DECT7 Wireless Technology
- Hands-free operation
- All-day comfort
- Extended battery life up to 24 hours



APX379

Features:

- Stereo listen-through
- Site-covering range
- Better protection
- Includes personal sound dosimeter



DECT7 Portable Wireless ComHub



Features:

- Rugged bag design
- Share & share alike with 2-way radio connection
- Connect up to 15 Apex 3-Series wireless headsets
- Pair an APX379 wireless headset simultaneously with up to four SON150 wireless base stations
- Multi-channel system
- Two-way radio integration
- DECT digital encryption
- Connect up to 100 Apex 3-Series wireless headsets

User System Configurations

Up to 3 Users

Up to 5 Users

Up to 10 Users



Contents:

- APX377 or APX379 wireless DECT7 headsets; number of headsets in each pack based on number of users for each configuration is designed for (ie. 3, 5, 10)
- Battery-powered portable Com-Hub with DECT17 wireless base station
- Waterproof
- With 12V or 120/240V charging options

Portable Radio Cable Adapters

Connect your Apex 3-Series wireless headset or Portable Wireless ComHub to a portable two-way radio. Compatible with more than 400 radio models from manufacturers like Motorola, GE, Ericsson, Harris, ICOM, Kenwood, Maxon, Midland, Relm, Standard, Tait, Vertex, and many others.



Features:

- One-to-one or one-to-many
- Split push-to-talk
- Connect with no additional tools
- Easy to use
- Essential for team communication
- Transmit over either a ComHub connected portable radio and/or one direct-wired to the headset

Featured Accessories

Sonetics Headbands



Hard Hat Adapters



Li-ion Replaceable Batteries



Ear Seals



Hygiene Kits



Wall Chargers



System Charging Case

The key to success is good communication. That is what has made Haaker Equipment Company into what it is today and is the foundation of every successful project. When you are working on municipal projects, where communication is key, we offer you the solutions to communicate effectively, productively, and safely. Not only do we have individual solutions but we have a case for you to store it all.



Features:

- Simple and easy charging
- Includes single 120V wall adapter
- Rugged and robust design
- Watertight Pelican storm case
- Custom dividers for wireless headsets and ComHub
- Easy mobility
- Easy to store
- Ideal for teams of any size
- Telescoping pull handle
- Inset wheels
- Featured accessory for your team





Whelen Safety & Work Lights

Whelen products are proudly designed, manufactured, and tested on-site in America. Each product is built to meet even the toughest industry certifications. All Whelen products can be proven to deliver success every time. We are proud to offer Whelen products to ensure you and your team make it home safely at the end of the day.

Beacons

L31 & L32 Series



Features:

- Powder coated die-cast base
- Conformal coated electronics
- Die cast aluminum base
- Super LED beacon
- Flash multiple patterns alternately or simultaneously
- Cross link with up to 8 Whelen Super LED beacons

L50 Series



Features:

- Super LED beacon
- Twist-off polycarbonate dome
- Available in combination magnetic and suction mounts
- Polycarbonate base

Want to learn more?

Call us today or visit us online to view our full line of Whelen products.

Lightbars

Cenator™



Features:

- Lighthouse modules mount in any position
- Extruded aluminum platform
- Advanced thermal design to improve LED performance
- Optional red, blue, or amber internal filters
- Clear outer domes with optional color tops

Freedom® IV DYAD™ Series



Features:

- Linear super LED technology
- Extruded aluminum platform
- Center dividers with liquid injection molded seals
- One piece UNI-DOME construction
- Advanced thermal design to improve LED performance

Legacy® Series



Features:

- Extruded aluminum platform
- Advanced thermal design to improve LED performance
- Aluminum top repels hail and other environmental damages
- Center dividers with liquid injection molded seals
- Available in clear or smoked lenses

Liberty™ II Series



Features:

- Aluminum top repels hail and other environmental damages
- Center dividers with liquid injection molded seals
- Advanced thermal design to improve LED performance
- Extruded aluminum platform
- Available in clear or smoked lenses


Justice® Series



Features:

- Advanced thermal design to improve LED performance
- Extruded aluminum platform
- Easily upgraded or serviced in the field
- Available in clear or smoked lenses
- Brake, tail and turn options available

Towman's Series - Liberty II - Century - Freedom IV - Justice



Features:

- Newly designed Freedom IV platform available
- Designed exclusively for the rigorous standards of the Fire/EMS market
- Meets the Zone "A" upper requirements of all NFPA 1901 specifications
- Brake/tail/turn option available

Mini Lightbars

Responder® HD Series



Features:

- Universal permanent mount version easily retrofits most competitive model footprints
- Permanent bolt mount versions include 6" pigtail
- Magnet mount and magnetic/suction versions include 10" straight cord with cigar plug with LED on indicator

Responder® R1LP Series



Features:

- Super LED low profile conical CON3 mini lightbar
- Polycarbonate dome
- Available with extruded aluminum base or polycarbonate base
- Available in permanent, magnetic/suction mount models

Responder® R2LP Series



Features:

- Super LED low profile linear LIN6 mini lightbar
- Polycarbonate dome
- Available with extruded aluminum base or polycarbonate base
- Available in permanent, magnetic/suction mount models
- DUO technology model has different color LEDs

Mini Century™ Series



Features:

- Extruded aluminum base
- Standard current switching
- Scan-Lock flash patterns
- Pattern override
- Low profile

Mini Cenator™ Series



Features:

- SAE class 1 certified
- Four LIN6 lightheades
- Magnetic mount
- Permanent mount with 20' cable
- Advanced thermal design

Mini Justice® Series



Features:

- Super LED CON3 modules
- Linear super LED corners
- Permanent modules
- Low profile
- 2.25" high

Mini Freedom® IV Series



Features:

- Linear super LED technology
- Advanced thermal design
- Aluminum top repels several environmental damages
- Center dividers

Mini Liberty™ II Series



Features:

- Available in SOLO
- Advanced thermal design
- Aluminum top repels several environmental damages
- Extruded aluminum platform
- One piece UNI-DOME
- Scan-lock flash pattern switch

Mini Legacy® Series



Features:

- Aluminum top repels several environmental damages
- Advanced thermal design
- Center dividers
- Extruded aluminum platform
- One piece UNI-DOME
- Scan-lock flash pattern switch

Traffic Advisors

Traffic Advisor™ Rear Slot Mount



Features:

- Interior or exterior applications
- Extruded aluminum housing
- 15' cable standard, extra length cables available
- Fully encapsulated

Traffic Advisor™ Dominator Series - Dominator Plus



Features:

- Interior or exterior applications
- Extruded aluminum housing
- 15' cable standard, extra length cables available
- Fully encapsulated

Traffic Advisor™ Flat Mount



Features:

- TAM65, TAL65, TA4437M
- Interior or exterior applications
- Extruded aluminum housing
- Fully encapsulated

- 15' cable standard, extra length cables available
- Split arrow & warning function
- 5 year warranty

Traffic Advisor™ Front Load



Features:

- Interior or exterior applications
- Extruded aluminum housing
- Fully encapsulated
- 5 year warranty
- Split arrow & warning function
- SAE class 1

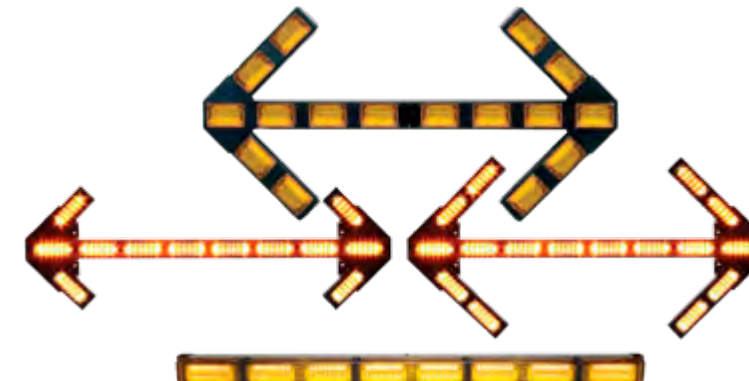
Traffic Advisor™ Dominator Series - Dominator Plus



Features:

- TAC8 includes control head
- Black extruded aluminum housing
- 15' cable standard, extra length available
- Rear drip switch provides 8 flash patterns

Traffic Advisor™ Flat Mount



Features:

- Extruded aluminum housing
- 15' cable standard, extra length available
- Left arrow, right arrow, split arrow, and warning functions
- Fully encapsulated
- 5 year warranty
- SAE class 1

Lightheads

ION™ Series*



Features:

- SOLO, DUO, & TRIO models available
- Single or split colors
- Available with smoked lenses

ION™ Mini T-Series*



Features:

- Available in 3-in-1 combination
- Single color models have combination with 180° and TIR directional warning
- Black, white, or chrome housing
- Available with smoked lenses
- Ground illumination light
- Spotlight color

Micron™ Series*



Features:

- Surface mount installation
- Fully encapsulated
- 5 year warranty
- R65 class 1
- Hard coat
- Scan-Lock technology

TIR3™, LIN3™, LINZ6™, & LINV2™ Series*



Features:

- 5 year warranty
- Black polycarbonate mounting flange
- Fully encapsulated
- Scan-Lock technology
- Hard coat
- R65 class 1

Vertex™ Series



Features:

- Self-contained light
- Available as omni-directional
- Designed to mount in composite
- Clear outer lens, color LEDs

OS™ Series



Features:

- Fully encapsulated
- 5 year warranty
- Includes chrome housing
- Clear outer lens, color LEDs

2G & 5G Series



Features:

- SmartLED design requires no external flasher
- Fully encapsulated
- Includes mounting grommet

4" Round Series



Features:

- Supplied with an adapter for PAR-36 (4.5") applications
- Fully encapsulated
- 5 year warranty
- Hard coat
- Scan-Lock technology
- SAE class - 1

Strip-Lite™ Plus Warning Light



Features:

- Symmetrical center positioned wire exit
- Includes a 12" pigtail
- Low current consumption
- 5 year warranty

400 Series



Features:

- Linear super-LED available in single or dual level warning
- Fully encapsulated
- 5 year warranty
- Available with clear or color lenses

500 Series



Features:

- 5 year warranty
- Linear super-LED available in single or dual level warning
- Available with clear or color lenses
- Fully encapsulated

600 Series



Features:

- Linear super-LED
- Rota-Bean models available
- Available with clear or color lenses
- Available in steady-burn or with internal flasher
- Surface mount and recess mount models
- 5 year warranty

Illumination

Pioneer Micro™



Features:

- MPPBCS, MPPB, & MPRW
- 8" spotlight pattern comes standard
- Includes three additional optic lenses for a light pattern
- Optic lens changes easily
- Injection molded polycarbonate lenses are impact resistant
- Solid-state electronics
- Recessed 15° angle mount with chrome flange
- Low profile pedestal mount available

Pioneer LiFe™ Series



Features:

- LF35
- Floodlight lens included
- 8" TIR spotlight lens
- 100% solid-state electronics
- Impact resistant glass
- Reinforced safety yellow nylon housing
- Adjustable ratcheting mechanism allows for a 180° range of uninterrupted light
- Up to 7 hours of runtime in battery saver mode
- 4-5 hour full charge time
- Rated for more than 2000 charging cycles
- Short circuit
- Thermal protection
- Hard coat
- 5 year warranty
- AC charging available

PAR Replacement Lamps



Features:

- Includes 6" pigtail
- Handheld units
- Includes 90lb pull magnet mount
- Available with clear or smoked lens
- 5 year warranty

PAR-36



Features:

- Floodlight spotlight models
- Black cast aluminum housing
- Super-LED with low current draw
- Stainless steel bracket
- Hardware included
- Two intensities available

Handheld Spot/Floodlights



Features:

- 90° pull magnet
- 8" coiled cord
- Cigar plug
- Built-in push button
- Hard coat
- 5 year warranty

Rubber Housing Spot/Floodlights



Features:

- Rubber stud/swivel housing
- Available with or without lighthead
- Hard-coated lenses
- 5 year warranty

Switches & Controls

Designed for durability and simplistic use, Whelen provides you with various power control centers and switches. The compact and economic PCCW Series is engineered for complete control of numerous auxiliary light functions.

Power Controls Center



Features:

- Backlit function windows
- Handheld or mounted to the dash or console
- LED "On" indicator
- 2 year warranty
- Up to 12-hour battery life

Here at Haaker Equipment Company, we promise to bring you the best from trusted brands like Whelen!





Federal Signal - Light Bars

We know your number one priority is safety, which is why we offer products from Federal Signal. Seeing and being seen requires lightbars, beacons, and more. Keep you and your team safe from dawn to dusk.

Allegiant™ Discrete



Features:

- Low power mode
- Two-color capability
- Low-profile
- Linear LED light bar

Allegiant™ Serial



Features:

- Top domes available in amber, black, blue, grey, clear, and red
- Low power mode
- Two-color capability

Legend® LPX Discrete



Features:

- Low-profile
- Linear LED light bar
- Top domes available in amber, black, blue, grey, clear, and red

Legend® LPXH Tow Discrete



Features:

- Low-profile
- Linear LED light bar
- Controlled flash pattern feature

Legend®



Features:

- Low-profile
- Top domes available in amber, black, blue, grey, clear, and red
- Linear LED light bar
- Low power mode
- 5 year warranty

Navigator® Discrete



Features:

- High-profile
- Linear LED light bar
- Cable LED light bar
- Includes Solaris LED reflector technology
- 5 year warranty

Navigator® Serial



Features:

- Linear LED light bar
- Front flood capability
- High-profile
- Includes Solaris LED reflector technology

Integrity™



Features:

- Top domes available in amber, black, blue, grey, clear, and red
- Low-profile
- Three-color capability
- Includes Solaris LED reflector technology

Valor®



Features:

- Low-profile
- Non-linear V-shaped light bar
- 5 year warranty
- Includes Solaris LED reflector technology
- Front and rear flood

Mini-Light Bars

18" and 25" Navigator®



Features:

- High-profile
- Cable LED light bar
- Solaris LED reflector technology
- Two-color capability

21" Allegiant®



Features:

- Low-profile
- Linear light bar
- Traditional and serial versions available

HighLighter™ LED Pro



Features:

- LED mini-light bar
- Low-power mode
- Low-profile

HighLighter™ LED & LED Plus



Features:

- Uniform 360° light
- Low-profile
- LED mini-light bar

24" Legend® LPX Discrete



Features:

- Low-profile
- Cable LED mini-light bar
- Selectable flash patterns
- Includes Solaris LED reflector technology
- 5 year warranty

LED Beacons

Pro LED Beacon



Features:

- High-profile and low-profile
- Single and dual color versions available
- Low-power mode

Contact us today to visit us online to view our full line of Federal Signal products!

Pulsator® LED



Features:

- High-profile and low-profile
- Selectable flash patterns
- Built-in permanent pipe mount

UltraStar® LED



Features:

- LED Beacon
- Selectable flash pattern feature

SLR Beacon



Features:

- Rotating LED beacon
- High-power
- Built-in permanent, 1" pipe mount
- Multi-voltage
- LED reflector
- 5 year warranty

AL2



Features:

- High-profile
- Single flash pattern
- Multi-voltage
- SAE class 2

LP800 LED



Features:

- Dual level beacon
- Selectable flash patterns
- Built-in 1" pipe mount

LP800 LED - Accessories



Features:

- Two-tier solaris LED reflector technology
- Base Din Mount

Model 651 & 851 LED



Features:

- High-profile and low-profile
- Multiple voltage
- Polycarbonate dome

Firebolt® LED



Features:

- Low-profile
- Multi-voltage
- Class 2 & Class 3
- 5 year warranty

Strobe Beacons

Firebolt® Plus



Features:

- Low-profile
- Rubber base resists corrosion and absorbs harsh shock
- 3 year warranty
- Replacement parts are available for order

Model 401



Features:

- Low-profile
- Polycarbonate dome and base
- Multi-voltage
- Replaceable strobe tube
- SAE class 3

Directional Lighting

Latitude™ SignalMaster



Features:

- Available in 6- or 8- head models
- Three-LEDs per light head
- Interior and exterior mounting brackets available
- Co-extrusion
- Equipped with on-board circuitry
- 5 year warranty

CN SignalMaster™



Features:

- Three-color capability
- Built-in SignalMaster
- Internal or external use
- Includes Solaris LED reflector technology
- 5 year warranty

Escape 72" SignalMaster™



Features:

- Available with amber or clear domes
- 6x4 QuadFlare
- 5 year warranty
- Includes Solaris LED reflector technology

SignalMaster™ Controls



Features:

- Multi-voltage
- One controller operated
- 8-lamp directional lights
- 14 SignalMaster patterns
- AUX IN and AUX OUT
- Turn signal override
- Tactile switch panel
- 3 year warranty

Exterior Mount/Perimeter Lights

IMPAXX®6 & IMPAXX®3



Features:

- LED perimeter light
- SpectraLux
- Multicolor LED technology
- One controller operated
- Waterproof housing
- LEDs offered in amber, blue, green, red, and white
- Fully encapsulated
- 25 flash patterns

MicroPulse® Wide Angle 9



Features:

- Utilizes 9 LEDs
- 12 flash patterns
- UV resistant polycarbonate lens
- 3 year warranty
- Available in chrome

MicroPulse® Wide Angle 6



Features:

- Utilizes 6 LEDs
- 27 flash patterns
- Black bezel included
- Optional white bezel
- Steady burn model
- 3 year warranty

MicroPulse® Ultra**Features:**

- Multiple mounting options features
- 27 selectable flash patterns available
- UV resistant polycarbonate lens

MicroPulse® C Series**Features:**

- Superior warning
- High-powered LEDs
- Single and split color models available
- Low-profile

FireRay® 4x3**Features:**

- IPG7 rated for extra protection
- Available in single or split color
- Optional chrome bezel

FireRay® 7x3**Features:**

- Available in single or split color
- IPG7 rated for extra protection
- Optional chrome bezel

QuadFlare® 4x3**Features:**

- Optional chrome-plated trim bezel available
- Solaris LED reflector technology feature
- Enhanced design
- 5 year warranty

QuadFlare® 7x3**Features:**

- Solaris LED reflector technology feature
- Optional chrome-plated trim bezel available
- Built-in flasher feature
- 5 year warranty

MicroPulse® Ultra Dual**Features:**

- Flash as solid or dual light head
- Multiple mounting options features
- Low-profile
- 3 year warranty

MicroPulse® Flashing/Marker**Features:**

- Superior warning
- High-powered LEDs
- FVMSS marker light
- Warning light
- Low-profile

FireRay® 6x4**Features:**

- IPG7 rated for extra protection
- Warning lights
- Surface mounts easily
- Low power feature

FireRay® 9x7**Features:**

- Surface mounts easily
- Low power feature
- IPG7 rated for extra protection
- Warning lights

QuadFlare® 6x4**Features:**

- Includes Solaris LED reflector technology
- Unique Quad-X patterns
- Built-in flasher feature
- 5 year warranty

QuadFlare® 9x7**Features:**

- Built-in flasher feature
- 5 year warranty
- Solaris LED reflector technology feature
- Optional chrome-plated trim bezel available

4200s**Features:**

- Surface mount for 4-LED light head
- 12 selectable flash pattern
- 12VDC
- Suitable for external and internal mounting options
- Available in amber or white LEDs
- Includes black mounting bezel (optional white or black available)

SignalTech® LED Lights**Features:**

- Sealed wiring harness
- Random, alternating, or synchronous flash patterns available
- 3 year warranty

Corner® LED Lights**Features:**

- Built-in selectable flash patterns available
- Designed with two models of operation
- Dual color models
- 5 year warranty

Area Lighting**Wireless VisiBeam® / VisiBeam®****Features:**

- High-power spotlight
- Superior work area illumination
- Ergonomic design
- Wireless transmitter
- Can connect up to 4 transmitters

You can trust us to bring you products that are designed well, and built to last multiple projects

Mobile Cameras**PBX Series Push Bumper****Features:**

- Mount kit included
- Center cross plates and predrilled uprights
- Heavy duty 4 gauge steel uprights
- Wide rubber strips

Mobile Camera Systems**Features:**

- High-resolution camera
- Sony CCD cameras
- TFT-LCD color monitors
- Multiple camera lengths available upon request

MB1 LED Message Board**Features:**

- Public safety messaging system technology
- LED message display
- Suitable for interior or exterior mounting
- Hardware kit included

Mounting Bars**Features:**

- Mounts any type of warning light
- Works with directional lights and work lights
- Accommodates mini and full light bars



Elgin Sweeper Parts

Haaker Equipment Company is recognized as an OEM factory authorized supplier of Premium Quality Elgin Sweeper parts. We supply several Elgin OEM brooms and parts from bearings to conveyor belts. Contact us today or visit us online to view our full line of products and learn more.



Main Brooms

Standard Tube Broom



- Features:**
- 100% virgin polypropylene
 - Abrasion resistant for longer life
 - Outstanding surface coverage and flicking action
 - One-piece broom unit

Heavy-Duty Tube Broom



- Features:**
- 100% virgin polypropylene
 - Best surface coverage
 - More filaments per inch
 - Steel tube core
 - One-piece broom unit

Strip Broom



- Features:**
- Outstanding sweeping results
 - Easily refilled core for quick change-out
 - 100% virgin polypropylene
 - Durable steel cores

Combination Sweep Tube Broom



- Features:**
- Combination of polypropylene and wire filaments
 - Loosen and sweep up more compacted debris
 - Abrasion resistant

Extension Brooms

Extension Broom



- Features:**
- One-piece unit for fast, trouble-free replacement
 - 100% virgin polypropylene
 - Consistent red color extrusion
 - Abrasion resistant

Combination Sweep Extension Broom



- Features:**
- 100% virgin polypropylene
 - Galvanized spring steel wires
 - One-piece unit for fast, trouble-free replacement
 - Heavy 16 gauge tubing

Side Brooms

Side Broom



- Features:**
- Heavy-Duty option available
 - Superior steel wire for extended sweeping hours
 - High-impact
 - Non-rusting plastic segments

Aggressor XR Side Broom



- Features:**
- Combination of cable and wire bristle for compacted debris
 - One-piece design for easy removal and replacement
 - Steel mounting

Saver Sweep Broom



- Features:**
- Five tight end wraps
 - One-piece unit for fast, trouble-free replacement
 - 100% virgin polypropylene
 - Abrasion resistant

Wafer Section Broom



- Features:**
- 100% virgin polypropylene
 - Galvanized spring steel wires
 - Steel spacers
 - Durable one-piece cores are easily configured and refilled

Center Brooms

Center Broom



- Features:**
- 100% virgin polypropylene
 - Compact size
 - Easy to ship and store
 - Short, dense filaments
 - Lightweight

Combination Center Broom



- Features:**
- 100% virgin polypropylene
 - Galvanized spring steel wires
 - Short, dense filaments
 - Compact size
 - Easy to ship and store

Polypropylene Side Broom



- Features:**
- Polypropylene filaments
 - Spark resistant
 - High-impact
 - Plastic block segments
 - Non-abrasive sweeping

Aggressor XT Side Broom



- Features:**
- Rugged, welded construction
 - One-piece design for easy removal and replacement
 - Steel mounting
 - Heavy-duty



Service

We supply top quality workmanship in a timely and professional manner while servicing our customers with our TAP Principals. Our Parts and Service Departments are staffed with factory-trained pros who work hard every day to keep our customers' machines up and running. Check out the many services we offer!

Valve Service

- Kunkle valve service: 1-hour per valve
- Knife service: 1-hour per valve
- Butterfly valve service: 30 minutes per valve

360° & 4-Hour Inspection

- Thorough inspection to ensure all safety items are operating properly
- All units are lifted and inspected to do a thorough and complete inspection
- In-depth testing to certify the unit is running efficiently

U-Bolt Service

- Torque all U-bolts per manufacturer guidelines
- Complete underbody inspection and lubrication of all zerk fittings
- Help eliminate unwanted expensive repairs

A/C Service

Have an issue with your A/C? Let our ASE certified staff inspect your equipment's A/C system. Keep your operators cool and productive all day long.

Chassis Diagnostics

- Keep your equipment running without having to send your equipment to multiple service providers
- Bring your equipment to us so we can identify the best route for repair



Air Compressor Add-On For HXX Units

Here at Haaker Equipment Company, we offer a ready-to-go air compressor retro kit from Vanair®. This kit is designed to operate by diverting the hydraulic flow from the water pump to the air compressor.

- 185 cfm @ 100 PSI air compressor add-on for HXX units; subject to hydraulic capabilities, available space on unit.
- Save water while excavating with compressed air
- Turn your unit into a multi-purpose excavating machine
- No additional trucks or personnel needed on job sites
- Ability to re-use soil that has been removed from the excavated area

Tool-less Rotatable Upper Boom Hose

- Prolong the life of your upper debris hose
- This kit will give your operators the capability to rotate the wearable section of the upper boom hose on the fly
- No tools needed

Quarterly Service Agreements

Let our service teams come up with a custom service plan for your equipment.

- All equipment has designated service intervals
- We have the experience to maintain your equipment based on how the unit is being operated

Vanguard Install

When bacteria lingers, it can become deadly. The Vanguard System blasts off disease-causing germs with antibacterial-infused water to help destroy pathogens.


- Installation by our skilled service team
- Reduce harmful bacteria by up to 98%
- Air purge ability that clears the waterline when operating in freezing conditions
- UV-stable concentrate that remains at liquid-state to a temperature of -30° F
- Sani-Solution uniquely formulated to help sanitize tools and surfaces

High Flow Debris Body Washout Nozzle

- The newly designed nozzle is serviceable
- Provides a large amount of flow to clean out your debris body efficiently and effectively

Custom Fabrication To Resolve Your Needs

Let our talented staff provide the solutions that you need in order to keep your equipment running at its peak performance. No idea is too big or too small! We have certified welders that can make your idea become a reality.



Anti-Splash Device For Boom

- A simple "check valve" plate installed on the inside of the debris body and prevents debris spillage from going out of the front boom inlet
- This plate simply closes when transporting and opens when the blower is engaged

As an essential business to multiple municipal agencies and a business that is focused on cleaning, we stand ready to help all our customers in any way that we can from servicing, training, procuring and renting equipment.

Skid Plate For Electrical & Water Hose

We have designed a robust skid plate to help reduce downtime by protecting the electrical, hydraulic and water lines.



Float Ball Indicator Screen

We have designed this float ball screen to prevent bags and other hanging debris from latching onto the float ball arm which affects the operators' ability to see how much debris they have in their debris body.

10" Knife Valve

- In the scenario where your operators can't pump off or decant, we have the solution to protect your equipment
- Custom fabricated for your unit to protect your investment

We stand on our promise to resolve your concerns while exceeding expectations and keeping your machines running at peak performance!



TRAINING



Training

"We at Haaker Equipment are proud of our customer-first mentality through a team that is encouraged and empowered to provide excellent service. As we look forward to what the future holds our family culture ensures that we will keep our priorities of providing the best products and services. With specialists in sewer equipment, street sweeping, sewer inspection, and general cleaning we can help guide our customers to make an informed and positive decision. We look forward to being your partner through each purchase for years to come." - Robin Haaker, President

Part of our commitment to you is to provide you with great service. How we do this is through our excellent and thorough training program. We offer training for our team and for our customers by providing video series and literature. Check out some of our training playlists here:

Haaker University



Elgin Crosswind



Vactor 2100i



Quick Release Tube Racks

- Upgrade your 2100 classic trucks to decrease operator fatigue
- Reduce rubber bungee cord failures by eliminating the use of bungee cords

Bumper Modification For Hose Reel

- Custom bumper modification helps prolong the life of the rotek
- No additional steps for your staff
- Once the bumper stop is installed it helps hold the rotek in place and helps prevent movement from the rotek while transporting

HXX Circuit Add-On

Make your standard combination sewer cleaner into a powerful multi-purpose digging machine.





TRUVAC Hydroexcavator Trucks

Prodigy



Features:

- Air and Hydro
- 16" - HG
- 10gpm @ 3,000 P.S.I.
- Larger capacity available in 9yd, tandem axel

Paradigm



Features:

- 6" vacuum system
- Single engine
- Class 6, Non CDL
- Contain and dispose of mud
- Built with safety in mind



HXX Full Size

Features:

- 8" vacuum system
- 12yd³ or 15yd³ debris body
- 10 or 20gpm @ 3,000 P.S.I.
- Decrease cost of digging
- Less-invasive

Elgin Street Sweepers

Crosswind



Features:

- Highly efficient air conveyance system
- High volume
- Superior air routing path and vacuum source
- One-pass pickup

Broom Bear



Features:

- Enhanced productivity
- Maximum strength
- High torque diesel engine
- Ultimate reliability and power
- Single engine layout
- Better fuel efficiency

Broom Badger



Features:

- Compact mechanical sweeper design
- Dual-engine sweeper
- Low-profile design
- Mounted on an Isuzu NR
- Easy to operate and service

RegenX



Features:

- Single engine or dual engine
- Large-capacity hopper
- PM-10 compliant
- 50° dump angle
- Easy to operate and service
- Smooth design

Vector Sewer Truck Rentals

An esteemed provider of rental equipment for Vector truck and street sweeper needs, Haaker Equipment Company lends you our reliable fleet of sewer cleaners and street sweepers. Rent our equipment on a monthly, weekly, or daily basis, and use them anywhere in the USA. Let us help you make a choice that can get you the best value.

Vector 2100i Fan



Features:

- New IntuiTouch™ single in-cab control screen
- Singular and adjustable control panel
- Optional wireless controls
- New optional RDB 1015™ Rapid Deployment Boom
- 7" touch screen control
- Includes controls and viewing screen for camera, lighting, and recirculation
- PTO/Transfer case activation
- One-touch engagement
- Articulating controls

Vector 2100i PD



Features:

- Blower offerings to provide inlet volumes
- 18 Hg vacuum
- Unique design
- Productive multi-stage blower filtration system
- Operator-friendly
- 7" touch screen control
- Includes controls and viewing screen for camera, lighting, and recirculation
- PTO/Transfer case activation
- One-touch engagement
- Articulating controls



Advance Floor Sweepers & Scrubbers

Want to impress your customers while growing your contract cleaning business? Of course, you do! The key is delivering high-quality results every time, and our floor scrubbers and other cleaning equipment from Advance help you do just that. We know that building service contractors have to deal with many challenges on the job: markets are shrinking, profits are being pushed down by price pressures and employee turnover can be particularly high. The key to gaining and keeping clients is to always deliver the highest-quality cleaning results, no matter what.



7765

Features:

- Large sweep & scrub path
- 100 GL recovery/solution tanks
- Designed for up to 600 lbs of downward brush pressure

We provide the most innovative equipment that allows you to tackle the toughest cleaning challenges with confidence.

Contact us today to learn more!

CS7010 Combination Sweeper-Scrubber



Features:

- Hybrid technology and Ecoflex™
- ClearView™ sightlines
- SmartFlow™ tilt out recovery tank
- Heated water, pressure washer

SW8000



Features:

- Heavy-duty, outdoor sweeper
- Up to 77" sweeping path
- Dust Guard™ fog system
- 60" multilevel high dump

PowerBoss Floor Scrubbers, Sweepers & Walk Behinds

Armadillo 9X/10X



Features:

- All steel construction
- Full service 180° swing-out engine
- Up to 84" sweeping path (dual side brooms)
- Dual synthetic panel filters
- Oversized curb climbing tires

Phoenix 20 Super Sport - Walk-Behind Scrubber



Features:

- Compact brush scrubber
- Traction drive
- 12 gallon solution tanks
- 13 gallon recovery tanks
- Covers 20,000 sq. ft. per hour
- Total operator comfort

Phoenix 2830 / 3030 / 3330 Walk-Behind Scrubber



Features:

- Cylindrical/Disc brushes
- Dual brush motors
- Direct brush release system

Mounted Pressure Washer Trailer



Features:

- Powder-coated steel frame
- Torflex axles
- Customize with your choice of accessories
- Integrated storage tube

Whether you are a seasoned veteran at using cleaning equipment or someone that is using it for the first time our machines are easy to operate and perform at the highest standards every time. Visit us online to view our full rental fleet.

PRESSURE WASHERS

PRESSURE WASHERS



We are proud to offer HydroTek trailer mounted pressure washers to our great customers. Designed for optimal performance in even the toughest environments, these durable machines tackle tough jobs with ease.

Hot Water Pressure Washers

SS Series



- Features:**
- Rugged "Pro-TECT-it" frame
 - Stainless steel panels
 - Simple to use controls
 - Industrial engines

SC Series



- Features:**
- Heavy-duty fuel tanks
 - Total relief unloader
 - Belt driven pump
 - SpirLast™ coil and heating sys.

Cold Water Pressure Washers

CPS Series



- Features:**
- Panel mounted unloader
 - Belt drive pump
 - Includes nozzles with insulated quick couplers

HD Series



- Features:**
- Adjustable temperature
 - Safety relief valve
 - Heavy-duty industrial motor
 - Downstream chemical injection

HP Series



- Features:**
- High heat & high flow system
 - Autostart
 - Time delay shut down
 - Stainless steel housing frame

CPX Series



- Features:**
- High output engines
 - Steel control panel
 - Remote fuel tank
 - Belt guard

Accessories

Hydro Twister



- Features:**
- Convertible undercarriage surface cleaner
 - Use with hot or cold water
 - Rust resistant
 - Additional nozzle sizes available

Hose Reels



- Features:**
- Can be mounted anywhere
 - 180° swivel
 - Shipped fully assembled
 - Designed with a lock pin
 - Made in the USA

Surface Cleaner



- Features:**
- High cleaning speed
 - Works with hot and cold water
 - Effectively removes grease
 - Gets the job done quickly



Trailer & Tank Skids

ProTowWash® Portable Commercial Trailer



- Features:**
- Powder-coated steel frame
 - High capacity water filter
 - Water-tight seal
 - Torsion axles

HydroTek Tank Skid



- Features:**
- Easy 4-bolt installation
 - Securely attach to any vehicle
 - Compact design
 - "BOLT & Go" convenience

Tow & Stow Transporter



- Features:**
- Small footprint
 - Modular design
 - Maneuverable
 - Auto wheel lock
 - Ships fully assembled

Since 1985, HydroTek pressure washers have been synonymous with reliability. Their products are designed and manufactured to the highest standards.

Water Recycle Systems

Portable Recycle Systems



- Features:**
- Automatic pump-out
 - Stainless vacuum scupper
 - Vacuum recovery, 12 GPM
 - Oil-absorbing shock

Stationary Recycle Systems



- Features:**
- Replaceable cartridge filter
 - Rust-proof stainless steel frame
 - Automatic back flush
 - Multi-media filter
 - 270 gallon cleaned-water tank



Ride-On Floor Sweepers

If you are looking to remove debris from large areas, we have a product for you! Total Clean is the leading sweeper distributor for street sweepers, parking lot sweepers, truck sweepers, road sweepers, and industrial sweepers. We are proud to be one of the leading Nilfisk-Advance, PowerBoss, Nite Hawk, and Elgin sweeper dealers in the country that services California, Arizona, and Nevada by offering a vast range of sweeper sales, parts, and services.

Advance SW8000



Features:

- Heavy-duty, outdoor sweeper
- Up to 77" sweeping path
- Dust Guard™ fog system
- 60" multilevel high dump

Robotic Floorcare



Features:

- Autonomous scrubber
- Consistent cleaning
- Auto fill-in feature
- Service and training included

PowerBoss Armadillo 9X/10X



Features:

- All steel construction
- Full service 180° swing-out engine
- Up to 84" sweeping path (dual side brooms)
- Dual synthetic panel filters
- Oversized curb climbing tires

Scrubmaster



Features:

- No tools - Brush/Squeegee change
- Stainless steel components
- Onboard diagnostics
- One-touch all function buttons

PowerBoss Atlas



Features:

- 64" sweep path
- 60" multilevel high dump
- Safety vision dump window
- Power control dust collection system
- Heavy-duty design

Walk Behind Floor Sweepers

Here at Total Clean, we are committed to maintaining the health and safety of all workers. Part of that commitment is offering effective silica dust exposure control plans that are customized to meet the needs of every organization. With a 99.9% filtration efficiency, our equipment by PowerBoss holds our safety measures to the highest standard.



Advance SW900

Features:

- For indoor and outdoor use
- Large main broom with dual side brooms to enhance productivity
- Ideal for cleaning contractors, industry and manufacturing, schools, hotels, warehouses, and exhibitions



PowerBoss Collector 34

Features:

- High sweeping performance
- 100% hopper capacity
- Powerful dust filter
- Heavy-duty steel frame
- Parking brake with automatic release



Advance Terra 28

Features:

- 28" wide sweep paths
- Side broom eliminates the need for edge cleaning after sweeping
- Compact and easy to maneuver
- Sweeps quietly
- Greater productivity

Walk-Behind Floor Scrubbers

We provide the leading floor scrubbing machines that help you clean more efficiently. Our machines redefine maneuverability with their innovative designs and powerful sweeping and scrubbing in just one pass.



Advance 750 & 800

Features:

- Low-maintenance
- High productivity
- Continuous scrubbing
- Reduces dump/refill cycles
- Burst power feature
- Minimize water usage



Advance SC900

Features:

- Core task focused
- Removes common complexity routinely associated with floor cleaning equipment
- Lower overall cleaning cost
- Easy to operate and service



Advance SC6000

Features:

- SmartFlow™ technology
- No tools - Brush/Squeegee change
- SmartKey™ system



Advance SC6500

Features:

- Effortless control and efficiency
- Sustainable scrubbing



Advance Adgressor

Features:

- Ease of operation
- SmartFlow™ technology
- SmartKey™ & supervisor key settings
- Maximum operator safety

Ride-On Sweeper-Scrubbers

Want to impress your customers while growing your contract cleaning business? The key is delivering high-quality results every time. Our Advance floor scrubbers and cleaning equipment will help you do just that.



PowerBoss Phoenix 24

Features:

- Cylindrical brush deck
- Integrated scrubbing function
- Corrosion-resistant aluminum coating
- Flow-optimized dirty water tank
- Easy, ergonomic operation



PowerBoss Phoenix 26

Features:

- Compact disc brush scrubber
- 26" cleaning path
- Easy-to-use controls
- Low brush deck design
- Cost-effective solution



PowerBoss Phoenix 30

Features:

- Two powerful brush motors
- 20% water and chemical savings
- Easy-to-understand
- Designed to give the operator more room for their feet while operating



Advance SC8000

Features:

- Maneuverable front steer scrubber
- Dual rotating cylindrical brushes



Advance SC7010

Features:

- Hybrid technology and Ecoflex™
- ClearView™ sightlines
- SmartFlow™ tilt out recovery tank
- Heated water, pressure washer



Advance 7765

Features:

- Large sweep & scrub path
- 100 GL recovery/solution tanks
- Designed for up to 600 lbs of downward brush pressure

Ride-On Floor Scrubbers

Floor scrubbers in their simplest forms are devices for cleaning floors. These can be basic implements like floor brushes, mops, and ride-on and walk-behind machines. These machines are generally used to clean up bigger floor spaces with their water injection systems that flush cleaning solutions and water on to the floor.



PowerBoss Nautilus HD

Features:

- Easy access debris tray
- Adjustable squeegee feature
- Edge scrubbing
- Stainless steel scrub deck



PowerBoss Admiral 30"

Features:

- Compact, maneuverable, and ergonomic design
- Guided wheels
- Sealed drive motor
- Easy access
- 30" cleaning path

Parking Lot Sweepers

The NiteHawk parking lot sweepers are designed to increase performance and productivity. At a full stroke, the design of the hydraulic-powered pump makes our NiteHawk trucks perfect for tough sweeping jobs.



NiteHawk Osprey II

Features:

- GMC / Ford chassis
- Stainless steel hopper
- Oversize access doors
- Rear storage toolboxes
- High flow fan
- Maximum capacity in a low profile sweeper



NiteHawk Raptor II

Features:

- Advanced hydraulics
- "Stealth Sweeping" system
- 5-year warranty
- Lowest cost of operation
- Stainless steel hopper
- High visibility and innovative controls



Columbia Utility Vehicles

For decades, Columbia has been equipping municipalities with versatile, efficient, and safe utility vehicles. We work closely to understand your budget, needs, and specifications to configure solutions that save you money and help you move people and cargo safely. Contact us today or visit us online to learn more about our Columbia Utility Vehicles.



The Chariot

Features:

- Move 1 operator
- Rated capacity up to 400 lbs
- Up to a 25-mile range
- Max forward speed up to 9 miles per hour



The Expediter

Features:

- Move up to 2 passengers
- Tow capacity up to 1,000 lbs
- Up to a 25-mile range
- Narrow design



Journeyman

Features:

- Move up to 6 passengers
- Rated capacity up to 1,100 lbs
- Up to a 40-mile range
- Max forward speed up to 25 miles per hour



Utilitruck

Features:

- Move up to 4 passengers
- Tow capacity up to 1,500 lbs
- Tailored to fit various virtually any vehicle application



Payloader

Features:

- Move up to 4 passengers
- Rated capacity up to 4,000 lbs
- Up to a 30-mile range
- Tow capacity up to 18,000 lbs
- Exceptional maneuverability



Stockchaser

Features:

- Move 1 operator
- Tow capacity up to 6,000 lbs
- Max forward speed up to 8.5 miles per hour

Custom Platform

The Custom Platform's innovative design offers various drive axle and battery pack configurations for optimal balance in payload carrying capacity, maximum range, and top turning performance. For an added feature, an optional Speed Rail Attach System allows for hundreds of platform uplifts.



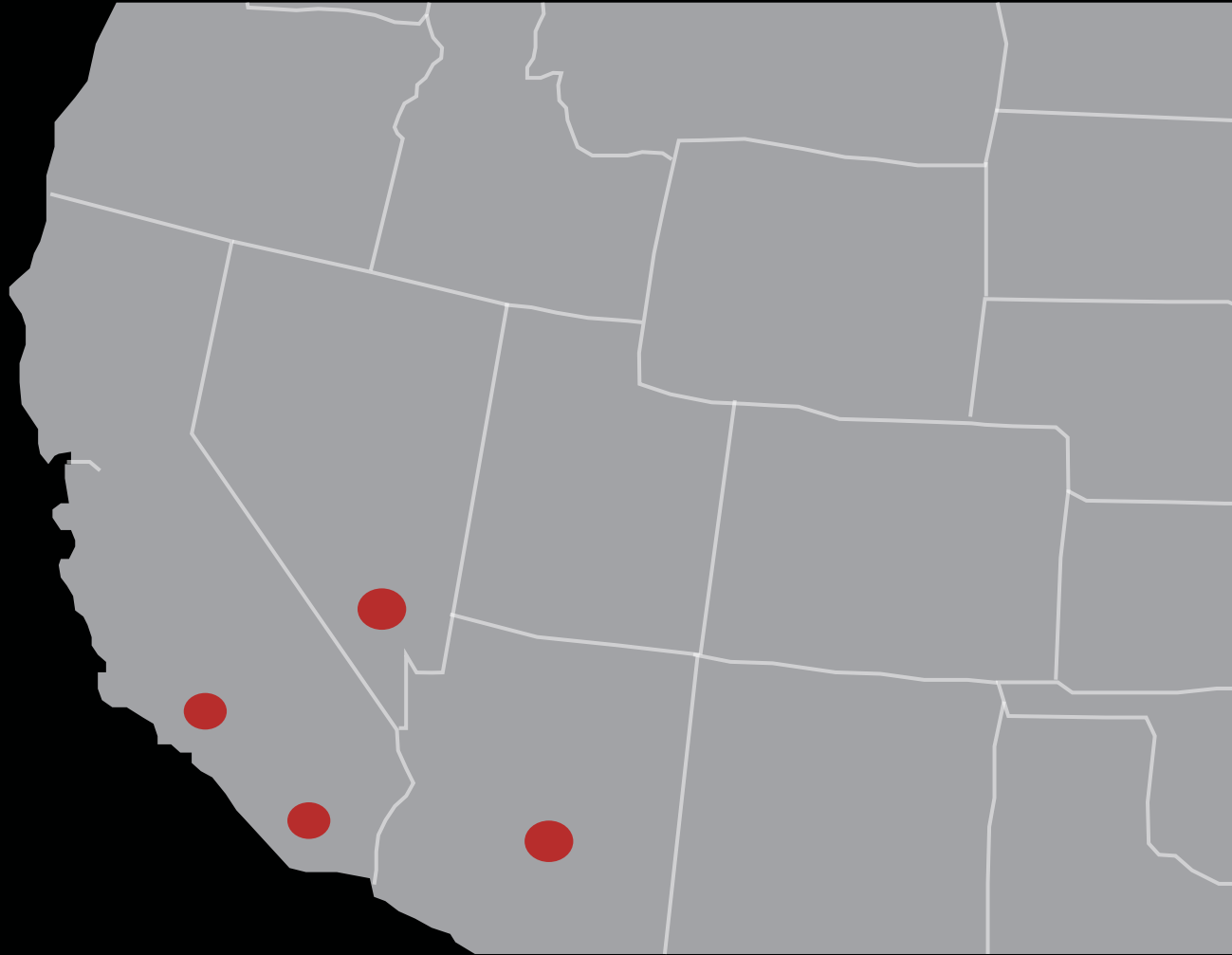


**“Nobody works harder
for you than Haaker.”**


We deliver the highest quality products and services through a team empowered to meet and exceed customer expectations.


- Team Haaker


Haaker Equipment Company is proudly located in:




Visit us online for more information: www.haaker.com

 facebook.com/haakerequipment

 instagram.com/haaker_equipment_co

 linkedin.com/company/haaker

 youtube.com/haakerequipmentco

HAAKER
EQUIPMENT COMPANY

CALIFORNIA
2070 N. White Ave.
La Verne, CA 91750
(909) 598-2706

SAN DIEGO
9465 Mission Park Place,
Santee, CA 92071
(619) 593-1946

NEVADA
4645 Copper Sage St.
Las Vegas, NV 89115
(702) 639-0156

ARIZONA
3717 E. Broadway Rd.,
Ste. 6, Phoenix, AZ 85040
(602) 266-8214

Copyright © 2022