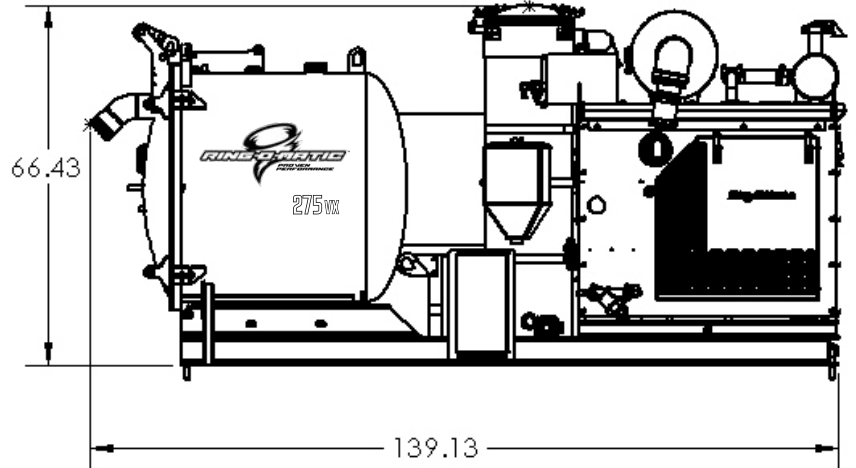
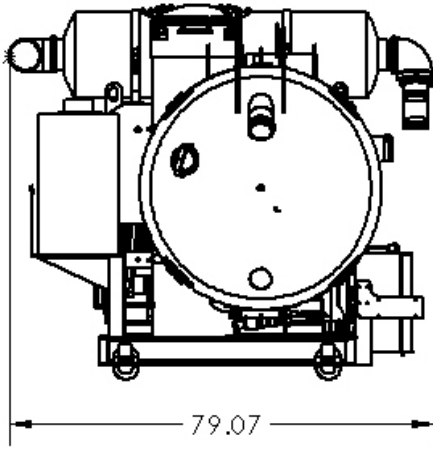
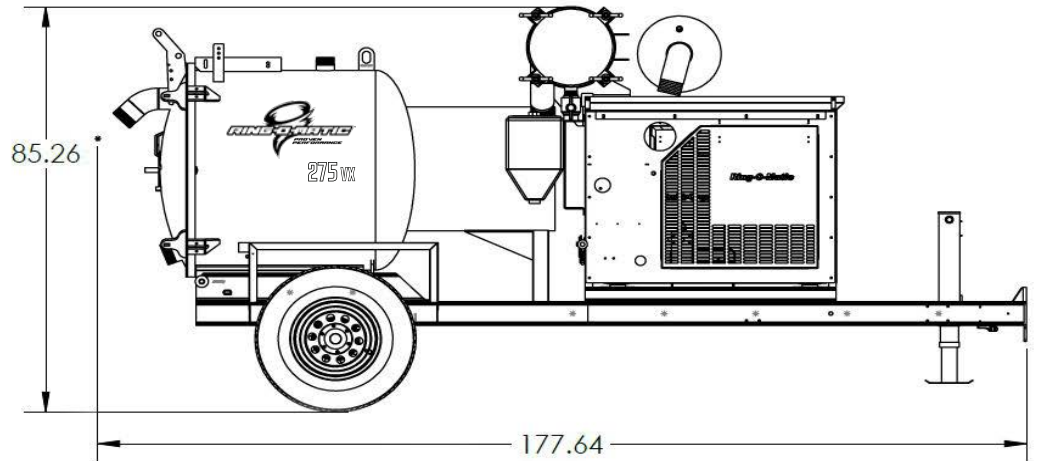
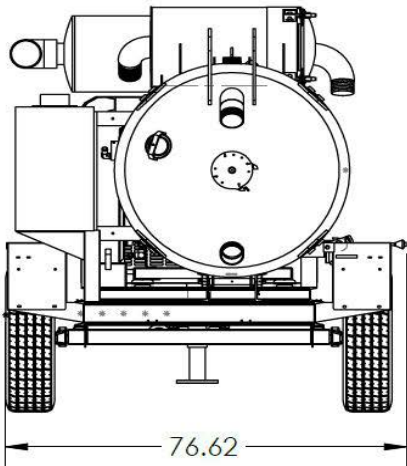


275 VX

SKID DIMENSIONS



TRAILER DIMENSIONS



ALL MEASUREMENTS ARE GIVEN IN INCHES



FOR ALL TRUCK MOUNT
SPECIFICATIONS PLEASE
CONTACT OUR SALES
DEPARTMENT @
800-544-2518



1714 FIFIELD ROAD
PELLA, IOWA 50219

All equipment shown is for illustrative purposes only and may display optional accessories or components. Please contact your local Ring-O-Matic dealer or Corporate sales team for more information about machine specifications. Ring-O-Matic reserves the right to make changes in engineering, design and specifications; add improvements; or discontinue manufacturing at any time without notice or obligation. RING-O-MATIC, RING-O-MATIC Corporate logo, Ring-O-Matic Company R logo, PROVEN PERFORMANCE and VIPER are trademarks of Ring-O-Matic, INC. in the U.S. and / or other countries.



275 VX

from the innovator of vacuum excavation



RING-O-MATIC.COM

275 VX



FEATURES	275 VX
Mountings	Trailer, truck & skid mounting
Spoils Capacity (gallons / liters)	250 gallons / 946 liters
Water Capacity (gallons / liters)	100 gallons / 378 liters
Optimum & Balanced Tongue Weight	1,100 lbs
Engine	Tier 4F Industrial Diesel
Fuel Tank Capacity (gallons / liters)	17 gallons / 64 liters
Dual LED work lights and strobe	Standard
Warranty	One Year

OPERATOR CONTROLS	
Controls Location	Front curbside with lockable cabinet
Hour Meter / Tachometer / Vacuum Gauge	Standard
Water Supply Reel	Rear Curbside
Load Level Indicator and Auto Shutoff	Sight Glass & Auto Shutoff
Reverse Flow	Standard

SPOILS TANK DETAILS	
Hydraulic Hoist Unload	Single cylinder
Full Opening Rear Door	Hydraulically operated
Rear Door Latch	Manual
Inlet Valve Size / Drain Valve Size	4" / 4"

TRAILER DETAILS - HEAVY DUTY 4" C-CHANNEL FRAME	
Trailer / Hitch Type	Single Axle (Dual Axle Option) / Pintle
Trailer Height x Length x Width (ft/in / m)	85" x 14'9" x 76" / 2.2 x 4.5 x 1.9
Trailer Empty Weight (lbs / kg)	4,450 lbs / 2018 kg
Gross Vehicle Weight Rating	7,500 lbs / 3629 kg
Axles, Capacity and Suspension Type	7,000 lb Dexter Torflex
Tire Size	ST235/80 R16 Load Range E
Trailer Brakes	Never adjust electric
Skid Mount - Height x Length x Width (ft/in / m)	67" x 11'8" x 79" / 1.7 x 3.5 x 2
Skid Mount - Empty Weight (lbs / kg)	3,900 lbs / 1769 kg

VACUUM PUMP/BLOWER DETAILS	
Vacuum Pump / Blower Type	Positive displacement lobe pump
CFM / Max Hg	600 CFM / 15" Hg
Reverse Flow	Standard
Cyclo Separator Air Filter Type / Capacity	Cyclo-Separator with 3: 5 micron filters with 12,500 sq in capacity

WATER SYSTEM DETAILS	
Water Pressure / Water Supply	4,000 psi *factory set @ 3,500 psi / 6 gpm
Electronic Low Water Shut-Off	Standard
Auto Water Pump Unloader to Reduce Engine Loading & Wear	Standard
Water Pump Drive	Belt w/ Electric Clutch
Water Supply Hose	50' x 3/8" ID
Water Supply Reel Location	Rear Street Side
Easy-to-Use Winterize System	Standard

OPTIONS	
Patented Viper Pothole Tool – Stainless or Dielectric	Recommended
Curbside Remote Auxiliary Hydraulics	Optional
Lighted Arrow Bar to Direct Traffic	Optional
Manual Boom	Optional
Removable Water Heater	Optional
In Tank Clean Out System	Optional

KEY FEATURES



COMPACT

THE 275 VX'S COMPACT DESIGN ALLOWS THE MACHINE TO BE USED FOR MULTIPLE APPLICATIONS WHILE DELIVERING THE SAME POWER OF THE STANDARD 550 AND 850 VX MACHINES.

1/2 TON TOWABLE

A 1/2 TON PICK-UP IS MORE THAN ENOUGH TO PULL THE 275 VX. CHOOSE BETWEEN A SINGLE AXLE OR DUAL AXLES TO BEST FIT YOUR TOWING POWER.



REVERSE FLOW

THE 275 VX OFFERS REVERSE FLOW STANDARD, WHICH ALLOWS YOU TO PRESSURIZE THE TANK FOR EASY OFFLOADING AND ASSISTS IN CLEARING HOSE OBSTRUCTIONS.

SPIDER DOOR LOCK

THE SPIDER DOOR LOCK IS THE MARKET'S BEST MANUAL DOOR OPTION AND ALLOWS THE MACHINE TO DO THE WORK WHILE THE OPERATOR ONLY NEEDS TO ACTUATE AN EASY PULL LEVER.



VIPER TOOL

THE PATENTED VIPER POT HOLE TOOL DELIVERS UNMATCHED PERFORMANCE ON THE JOBSITE. THIS COMBINATION OF THE DIGGING LANCE AND SUCTION TUBE MAKES WORK EASY AND CLEAN.



CONTRACTOR GRADE FOR THE HOME OWNER.

THE RING-O-MATIC 275 VX OFFERS THE SAME POWER AS OUR LARGER UNITS WITHIN A COMPACT DESIGN AND A SMALLER PRICE TAG. THE 275 VX IS A PERFECT MACHINE FOR MANY APPLICATIONS FROM PUTTING IN FENCE POSTS TO MID TO LARGE SCALE LANDSCAPING JOBS. THIS MACHINES SHOWCASES THE WIDE VARIETY OF OUR EQUIPMENT LINE UP AND CAN BE USED FOR TRADITIONAL POT HOLING AND SLOT TRENCHING AS WELL. THE 275 VX IS INDEED A CONTRACTOR MACHINE FOR THE AVERAGE HOME OWNER.

APPLICATIONS:

ANIMAL WASTE CLEANUP
CAR WASH PIT CLEANING
CATCH BASIN CLEANING
CEMETERY HEADSTONE RESETTING
CITY UTILITY MAINTENANCE
MUNICIPALITY USE
CONCRETE SLURRY MANAGEMENT
DAIRY FARM CLEAN UP
DAYLIGHTING
FENCE POST SETTING
FERTILIZER PLANT CLEANUP
FOUNDATION STABILIZATION
GRAIN ELEVATOR CLEANUP
HURRICANE CLEANUP
HYDRO EXCAVATION
LIFT STATION CLEANING
LOCATING UNDERGROUND UTILITIES

MANHOLE CLEANUP / MAINTENANCE
MICRO-TUNNELING
MUD REMOVAL
POND CLEANUP
POT HOLING
PRECISE LANDSCAPING
RETENTION POND CLEANING
ROAD SIGN SETTING
SILO CLEANING
SLOT TRENCHING
SLURRY REMOVAL
STALL CLEANING
STORM DRAIN CLEANING
TREATMENT PLANT CLEANING
UTILITY POLE SETTING
WATER VALVE CLEANING
WET / DRY REMOVAL



800.544.2518