



S660E ELECTRIC RODDER



GREENMACHINE


Clean.
Quiet.
Safe.

PERFORMANCE FEATURES

TSE International's OK Champion Model S660E is an electrically driven continuous power rodder designed for heavy-duty rodding of telephone and power conduit, sanitary and storm sewer lines.

Capitalizing on the proven design of the S660 drive head, the rodder is driven by battery powered electric motors. Noise and emissions are non-existent and maintenance expenditures are significantly reduced as the rodder no longer requires an engine or PTO to drive it.

The rodder is capable of pushing continuous rod up to 1000' without spinning and in extreme circumstances where plugging or misalignment of the duct or sewer has occurred. The rod can be rotated to a maximum distance of 1500'. Operator controls include forward and reverse action, clockwise and counterclockwise rotation, lateral movement and braking action with a LCD display to view critical functions.



Electric Powered
Conductor Handling Equipment
www.tse-international.com



S660E ELECTRIC RODDER



SPECIFICATIONS

- Rotation Speed: 0 to 150 rpm
- Rod Pulling Force: 3,500 lbs @ 200 fpm
8,000 lbs @ 100 fpm
- Capacity for 2,200' of .461" diameter rod
(.375" and .393" rod available upon request).

STANDARD FEATURES

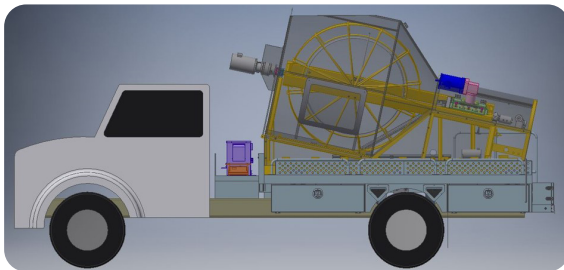
- Self contained battery driven power source
- Proven OK Champion S660 Drive Head

CONTROLS

All controls and instruments are located in a single control panel at the rear passenger side of the skid.

Controls and instrumentation include:

- HMI screen replaces gauges
- Single unitized control handle for controlling rod movement
- Battery meter
- Rod drive and rotation force readout
- Force controls: lateral rod and rotation rod control
- Rod footage readout, self-canceling and accumulative
- Automatic rodding mode - lockout available
- E-stop



DRIVE SYSTEM


- Electric/hydraulic drive head with variable speed electric motor
- Standard S660 drive head construction
- Direct rod rotation drive variable from 0-150 RPM
- Self-contained and independent from vehicle propulsion
- Fewer moving parts for less wear and maintenance

► **Easy-To-Use Interface**

► **Environmentally Friendly**

BATTERY SYSTEM

- 96 Volt - 200Ah battery with controller
- 350 Amp continuous - 33.6 kW continuous
- Eight hour battery capacity with intermittent use



TSE International
5301 Shreveport-Blanchard Hwy
Shreveport, LA 71107
Tel: (318) 929-2368 or (800) 825-2402
Fax: (318) 929-4853

sales@tse-international.com
www.tse-international.com