




Subsidiary of Federal Signal Corporation

Interchangeable Truck Body System

LANDSCAPE BODY



FEATURES

- Fold Down Ramp & Beaver Tail for efficient loading and unloading of equipment
- Passenger Fold down side
- 24" x 24" Lockable Top Compartment
- (4) D-Rings in corners for securing equipment
- Rear gate wired with LED lights
- High quality powder coated finish
- Available in 11', 12', and 14' lengths

FIND A DEALER IN YOUR AREA



[SWITCHNGO.COM/DEALER](https://switchngo.com/dealer)



Lockable Top Compartment



Passenger Fold Down Side



LED Tail Lights



Spring Assisted Fold Down Ramp

SPECIFICATIONS

	11'	14'
FLOOR	11 GA DIAMOND PLATE	
RAMP	11 GA EXPANDED METAL SPRING ASSISTED FOLD DOWN	
SIDES	11 GA EXPANDED METAL	
SIDE HEIGHT	16"	
CROSSMEMBERS	12" ON CENTER	
D-RINGS	4 IN CORNERS	
HOIST COMPATIBILITY	11'	14'

*12' hoist compatible body available upon request

Specifications are subject to change without notice. For warranty information on this or any other Switch-N-Go® product please refer switchngo.com/warranty.

